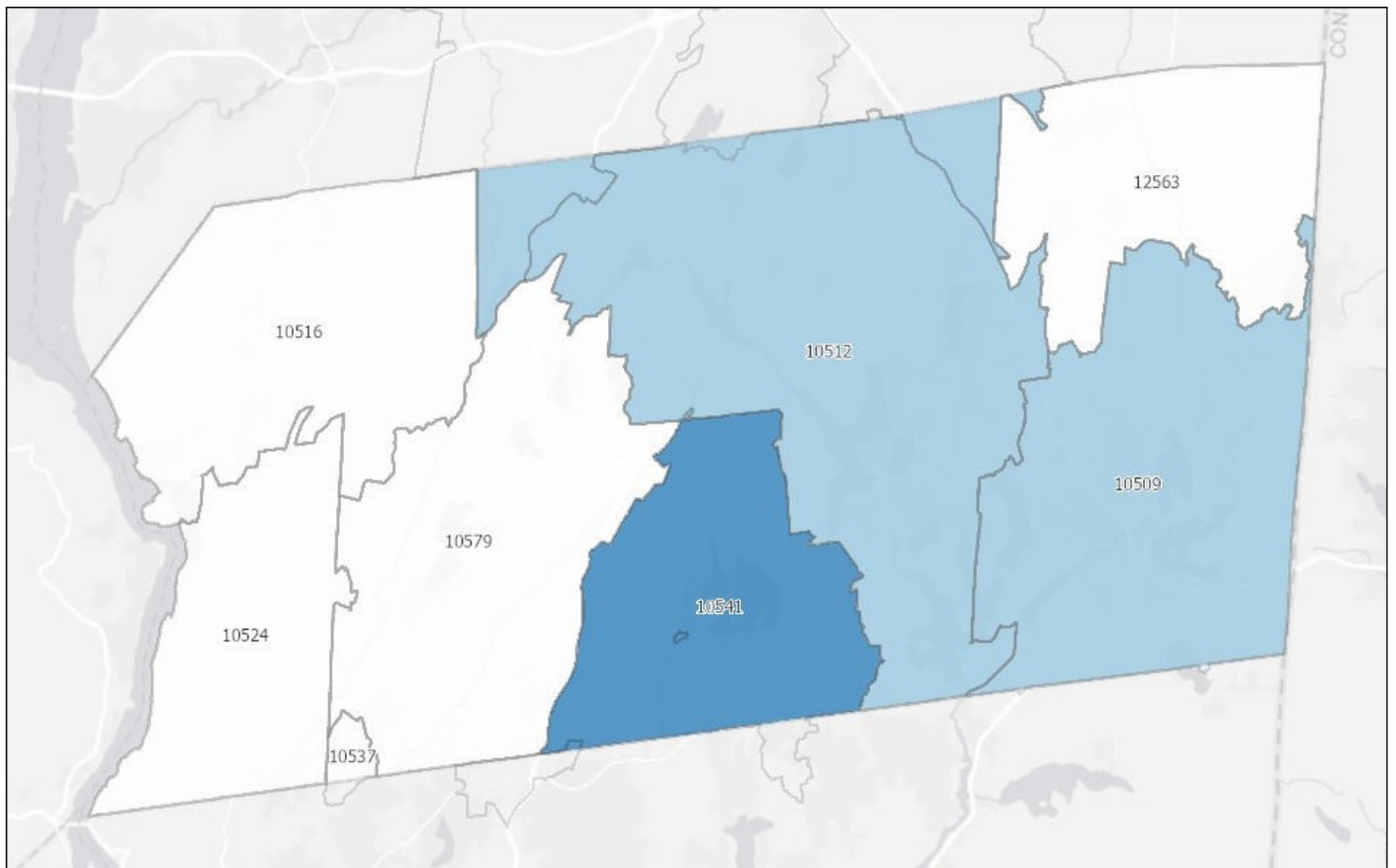


Putnam County Weekly Influenza Surveillance Report

County and zip code level surveillance data is provided weekly to inform health care provider decision making on flu like illness.

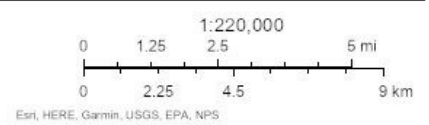
Influenza incidence per 10,000 residents by zip code for the week of 2/19/2023 - 2/25/2023



3/2/2023, 8:50:53 AM

Flu Incidence

0 - 0 > 0 - 1.5 > 1.5 - 3

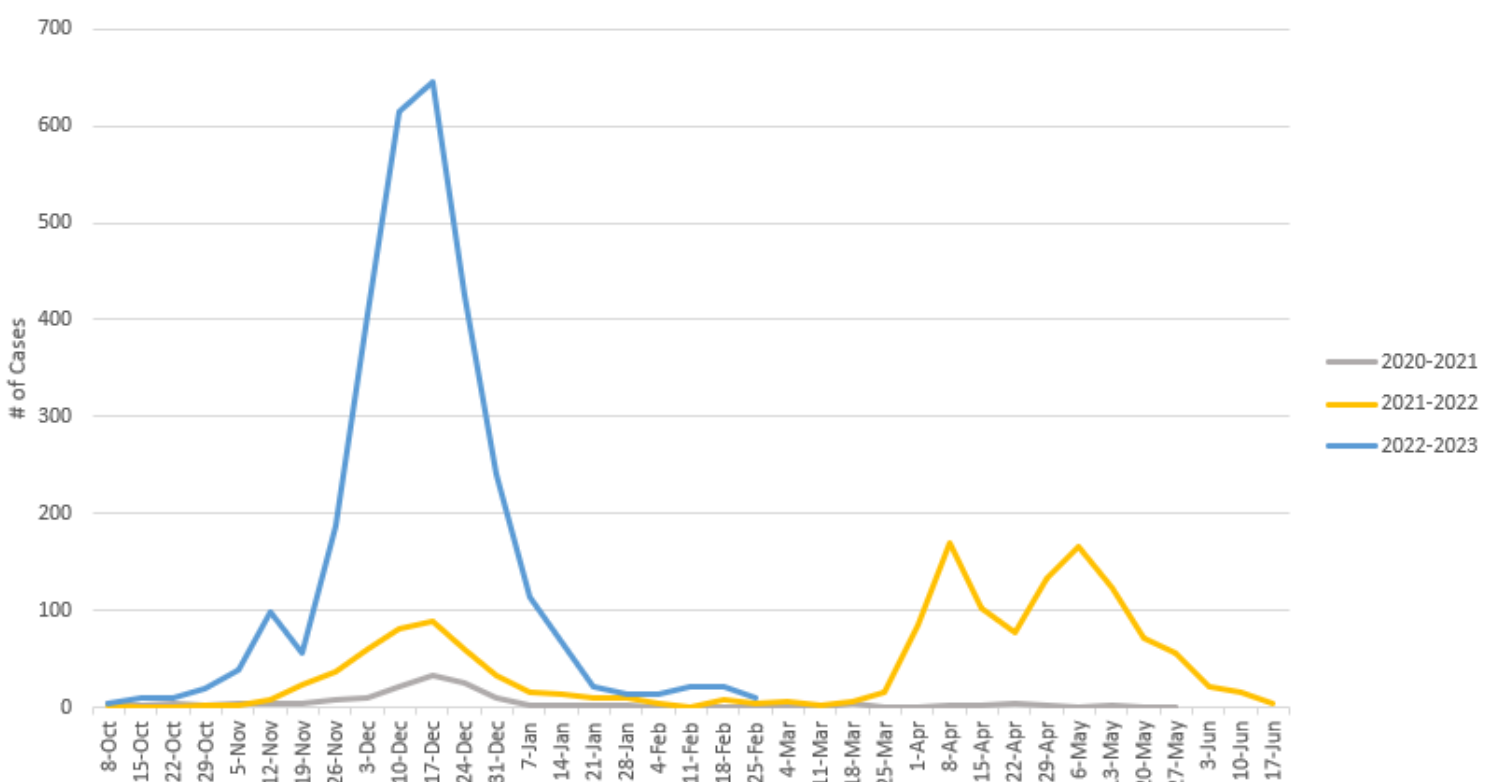


Esri, HERE, Garmin, USGS, EPA, NPS

*10512 incidence area also includes portions of 12533, 12531 & 12582 that are in Putnam County.
10541 incidence area also includes 10542 & portion of 10588 that is in Putnam County.

Putnam County Health Dept.
Esri, HERE, Garmin, USGS, EPA, NPS

Laboratory Confirmed Influenza Cases Reported by Flu Week, (Current Flu Season, 2022-2023)



Week Ending	# Cases	# Flu A	# Flu B	# Unspecified	Cases YTD
10/8/2022	4	3	0	1	4
10/15/2022	9	8	1	0	13
10/22/2022	10	10	0	0	23
10/29/2022	19	15	3	1	42
11/5/2022	39	33	4	2	81
11/12/2022	98	90	5	3	179
11/19/2022	56	54	2	0	235
11/26/2022	186	185	2	1	421
12/3/2022	405	393	5	7	826
12/10/2022	617	574	7	36	1443
12/17/2022	643	595	6	43	2086
12/24/2022	426	417	2	11	2512
12/31/2022	241	238	1	5	2753
1/7/2023	113	98	4	14	2866
1/14/2023	67	60	5	5	2933
1/21/2023	21	16	4	1	2954
1/28/2023	13	10	2	1	2967
2/4/2023	13	6	8	0	2980
2/11/2023	22	4	16	2	3002
2/18/2023	22	8	12	3	3024
2/25/2023	9	3	6	1	3033

*# Cases is a count of individuals testing positive for Flu. # Flu A, # Flu B, & # Unspecified is a count of positive lab reports.

Source Information:

- laboratory confirmed influenza positive results (excluding serology) with Putnam County residency reported to the NYS Communicable Disease Electronic Surveillance System (CDESS) by date of diagnosis
- For statewide weekly flu reports, [click here](#).