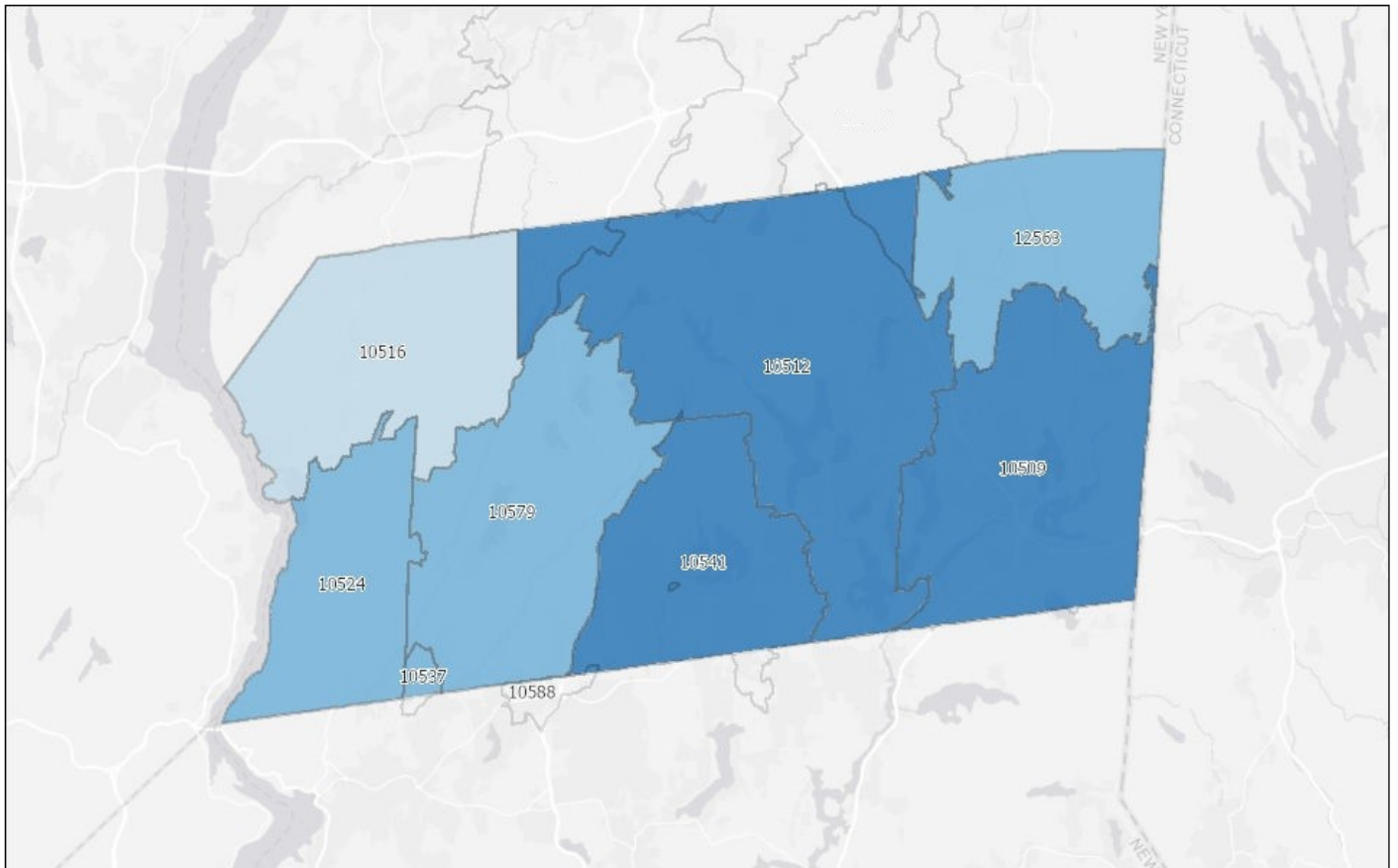


Putnam County Weekly Influenza Surveillance Report

County and zip code level surveillance data is provided weekly to inform health care provider decision making on flu like illness.

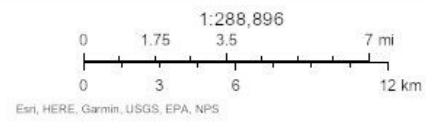
Influenza incidence per 10,000 residents by zip code for the week of 12/11/2022 - 12/17/2022



12/21/2022, 11:53:21 AM

Flu Incidence

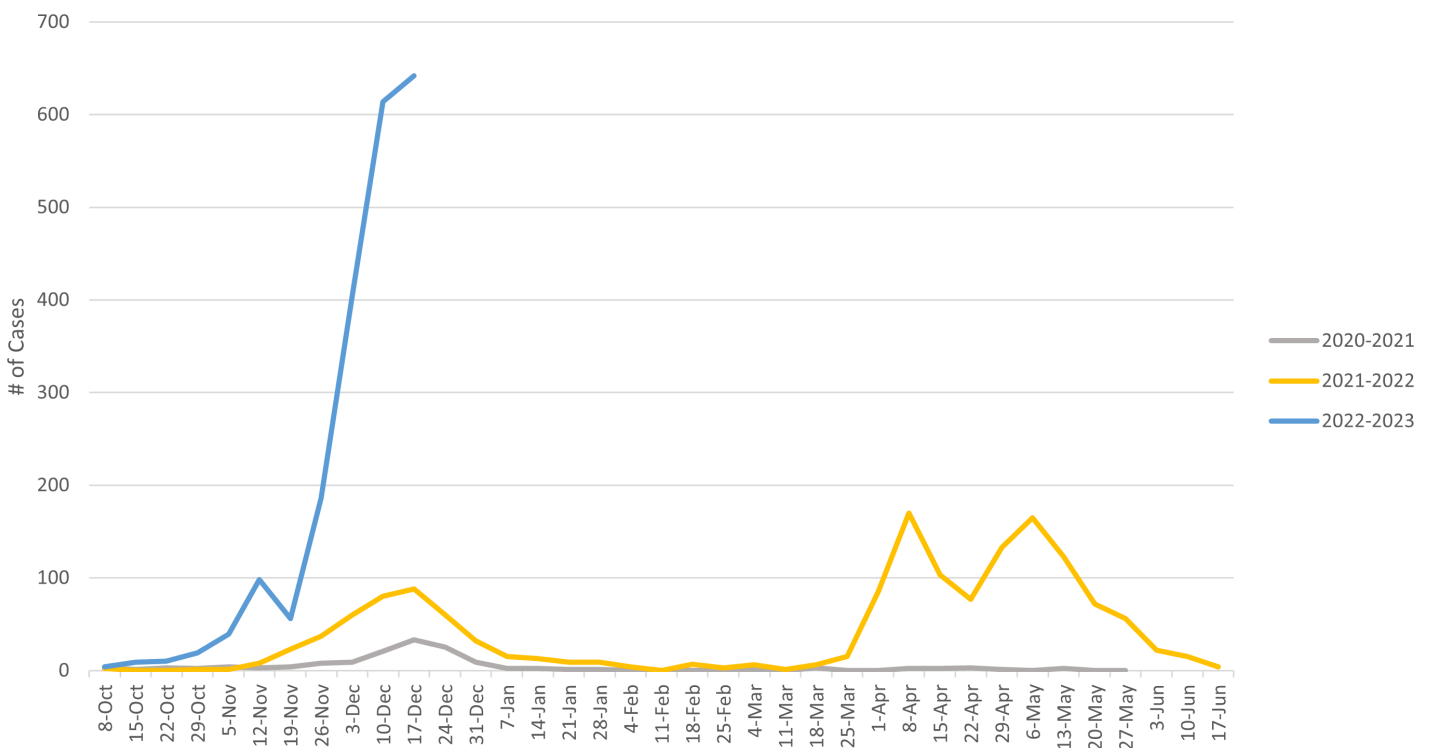
> 0 - 30 > 30 - 60 > 60 - 90



Putnam County Health Dept.
Esri, HERE, Garmin, USGS, EPA, NPS

*10512 incidence area also includes portions of 12533, 12531 & 12582 that are in Putnam County.
10541 incidence area also includes portion of 10588 that is in Putnam County.

Laboratory Confirmed Influenza Cases Reported by Flu Week, (Current Flu Season, 2022-2023)



| Week Ending | # Cases | # Flu A | # Flu B | # Unspecified | Cases YTD |
|-------------|---------|---------|---------|---------------|-----------|
| 10/8/2022 | 4 | 3 | 0 | 1 | 4 |
| 10/15/2022 | 9 | 8 | 1 | 0 | 13 |
| 10/22/2022 | 10 | 10 | 0 | 0 | 23 |
| 10/29/2022 | 19 | 15 | 3 | 1 | 42 |
| 11/5/2022 | 39 | 33 | 4 | 2 | 81 |
| 11/12/2022 | 98 | 90 | 5 | 3 | 179 |
| 11/19/2022 | 56 | 54 | 2 | 0 | 235 |
| 11/26/2022 | 186 | 185 | 2 | 1 | 421 |
| 12/3/2022 | 405 | 393 | 5 | 7 | 826 |
| 12/10/2022 | 617 | 574 | 7 | 36 | 1443 |
| 12/17/2022 | 642 | 595 | 6 | 41 | 2085 |

Cases is a count of individuals testing positive for Flu. # Flu A and # Flu B is a count of positive lab reports.

Source Information:

- laboratory confirmed influenza positive results (excluding serology) with Putnam County residency reported to the NYS Communicable Disease Electronic Surveillance System (CDESS) by date of diagnosis
- For statewide weekly flu reports, [click here](#).