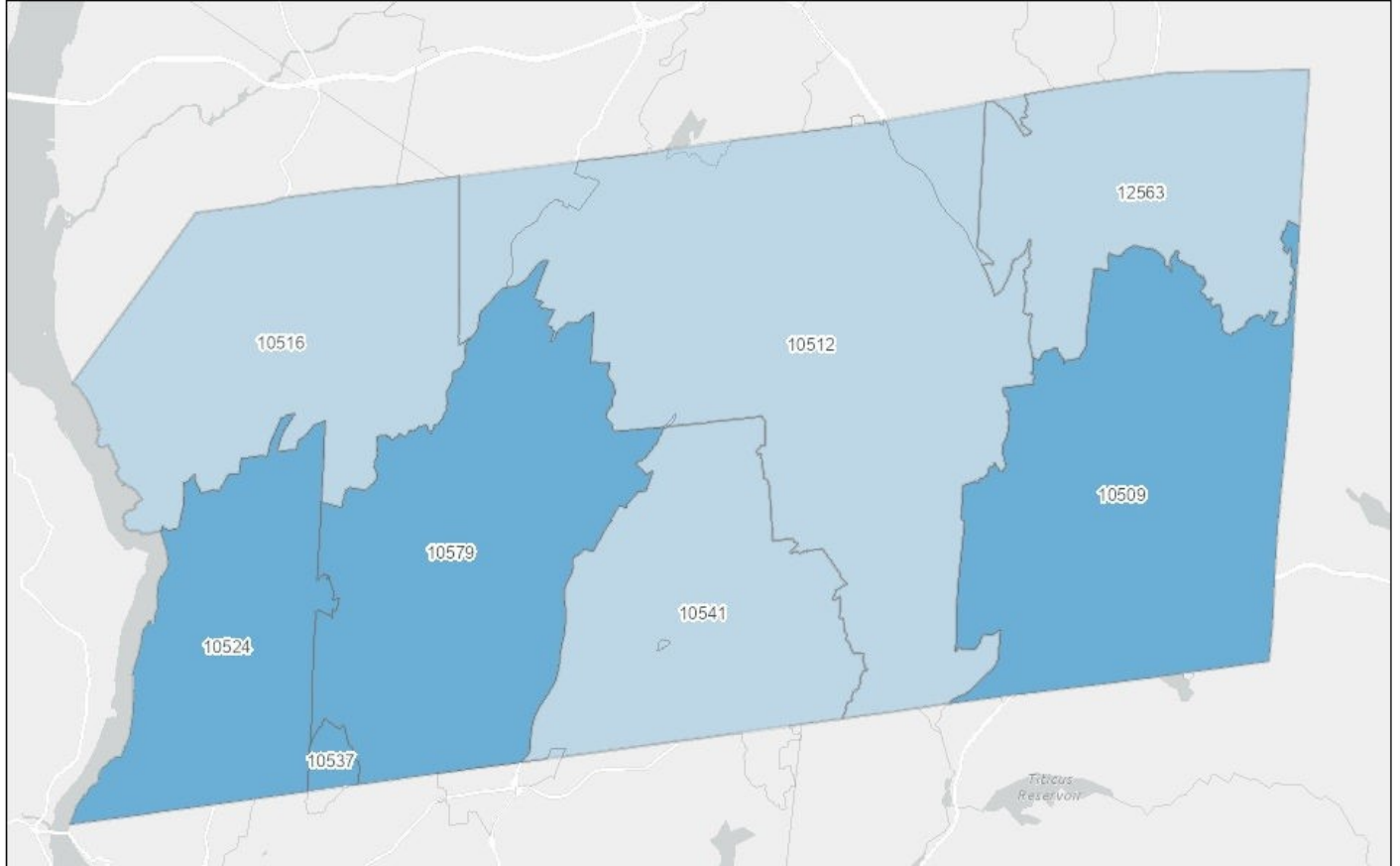


# Putnam County Weekly COVID-19 Surveillance Report


COVID-19 incidence per 100,000 residents by zip code for the week of 5/14/2023 - 5/20/2023



5/25/2023, 12:07:19 PM

Covid cases by zip

0 - 25    > 25 - 50

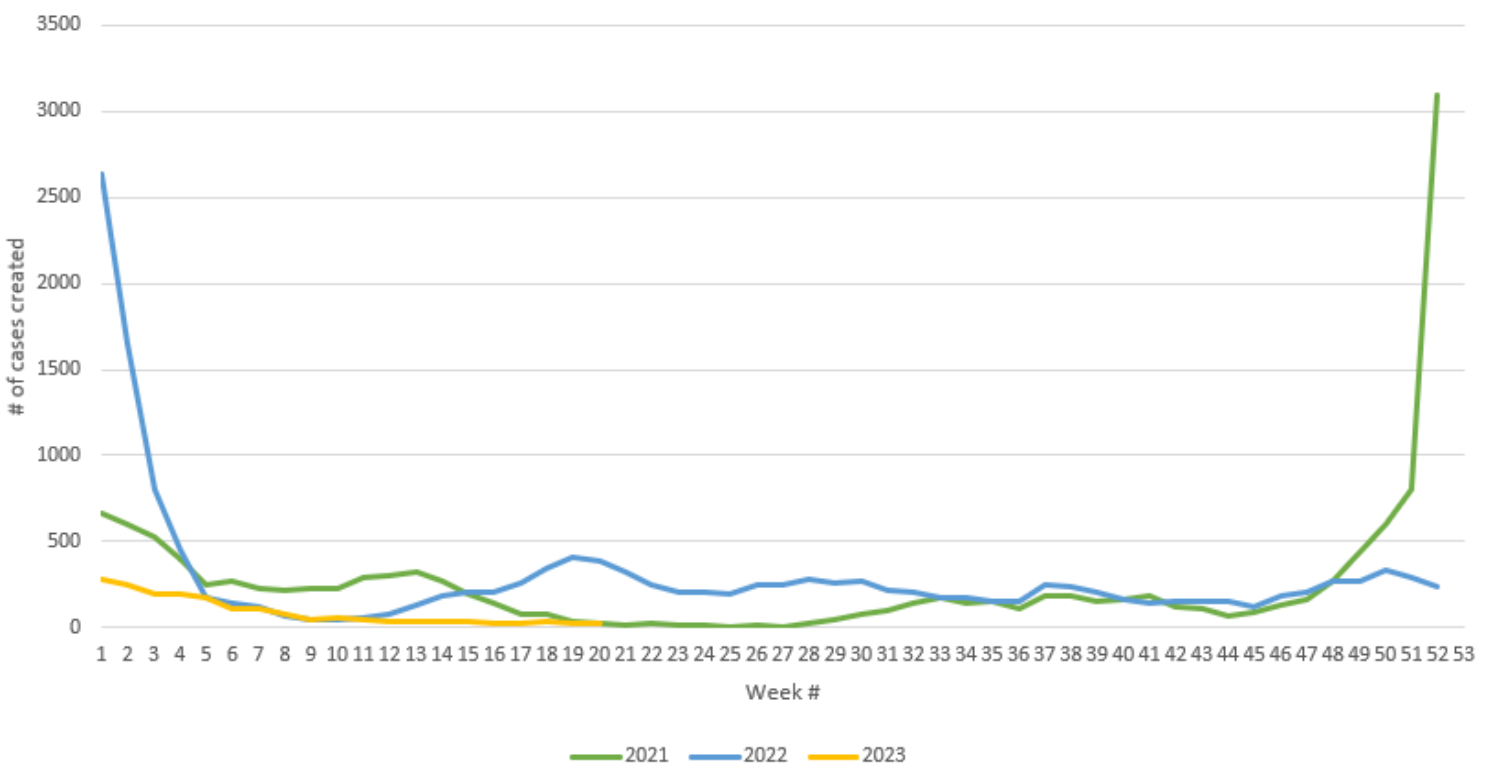


Esri, HERE, Garmin, SafeGraph, METINASA, USGS, EPA, NPS, USDA

\*10512 incidence area also includes portions of 12533, 12531 & 12582 that are in Putnam County.  
 10541 incidence area also includes 10542 & portion of 10588 that is in Putnam County.

Putnam County Health Dept.  
 Esri, HERE, Garmin, SafeGraph, METINASA, USGS, EPA, NPS, USDA

### Cases of COVID-19 by Week, Putnam County, NY



MMWR Week	Week Ending	# Cases	Cases YTD*	PHC** Admits	PHC** Admits YTD*	Deaths	Deaths YTD*
1	1/7/2023	275	275	17	17	1	1
2	1/14/2023	247	522	7	24	3	4
3	1/21/2023	200	722	8	32	1	5
4	1/28/2023	195	917	8	40	0	5
5	2/4/2023	177	1094	8	48	1	6
6	2/11/2023	114	1208	2	50	0	6
7	2/18/2023	113	1321	4	54	0	6
8	2/25/2023	76	1397	3	57	0	6
9	3/4/2023	50	1447	2	59	2	8
10	3/11/2023	53	1500	1	60	1	9
11	3/18/2023	46	1546	4	64	0	9
12	3/25/2023	40	1586	1	65	0	9
13	4/1/2023	37	1623	1	66	0	9
14	4/8/2023	35	1658	2	68	0	9
15	4/15/2023	34	1692	1	69	0	9
16	4/22/2023	24	1716	1	70	0	9
17	4/29/2023	27	1743	1	71	0	9
18	5/6/2023	30	1773	0	71	0	9
19	5/13/2023	24	1797	1	72	0	9
20	5/20/2023	21	1818	0	72	0	9

\* YTD: Year to date

\*\*PHC: Putnam Hospital Center

#### Source Information:

- Cases- lab confirmed positive results with Putnam County residency reported to the NYS Communicable Disease Electronic Surveillance System (CDESS) by CDESS creation date
- PHC Admits- as per NYSDOH at <https://health.data.ny.gov/Health/New-York-State-Statewide-COVID-19-Hospitalizations/jw46-jpb7>
- Deaths- as per NYSDOH at <https://health.data.ny.gov/Health/New-York-State-Statewide-COVID-19-Fatalities-by-Co/xymy-pny5>

For statewide COVID data, [click here](#)