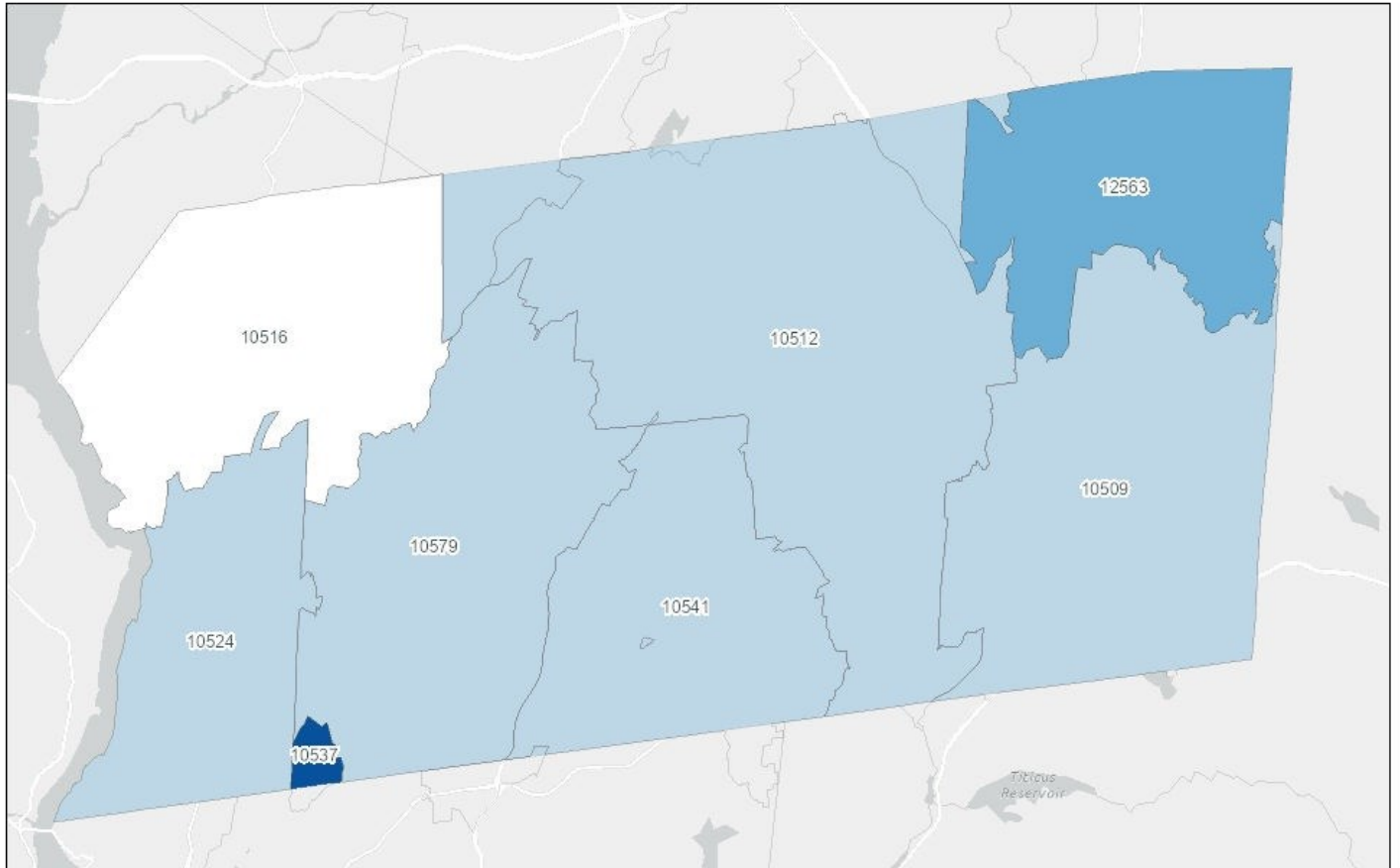


# Putnam County Weekly COVID-19 Surveillance Report


COVID-19 incidence per 100,000 residents by zip code for the week of 3/26/2023 - 4/1/2023



4/6/2023, 10:07:53 AM

Covid cases by zip

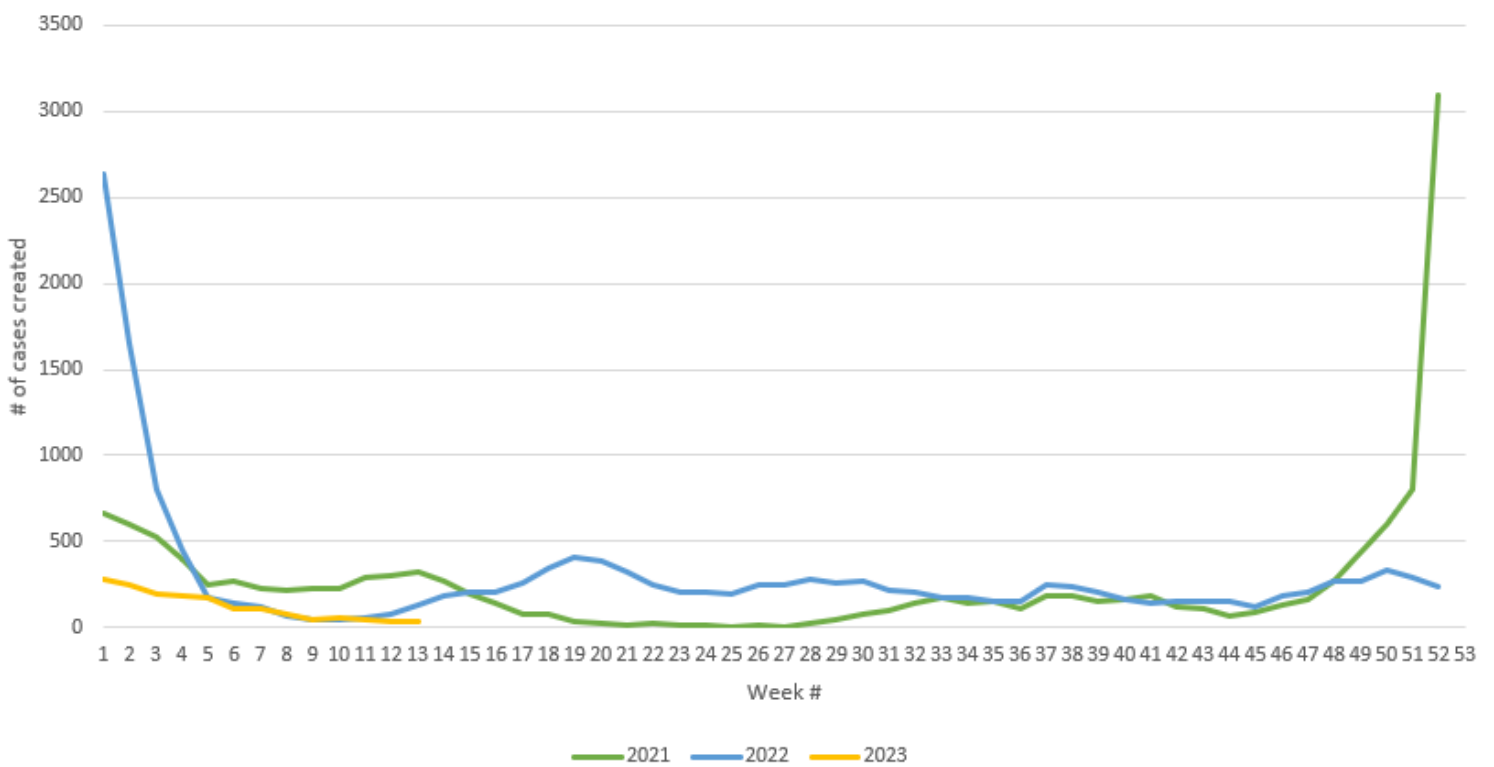
0 - 0    > 0 - 50    > 50 - 100    > 150 - 200



\*10512 incidence area also includes portions of 12533, 12531 & 12582 that are in Putnam County.  
10541 incidence area also includes 10542 & portion of 10588 that is in Putnam County.

Putnam County Health Dept.  
Esri, HERE, Garmin, SafeGraph, GeoTechnologies, Inc, METI/NASA, USGS, EPA, NPS, USDA

## Cases of COVID-19 by Week, Putnam County, NY



| MMWR Week | Week Ending | # Cases | Cases YTD* | PHC** Admits | PHC** Admits YTD* | Deaths | Deaths YTD* |
|-----------|-------------|---------|------------|--------------|-------------------|--------|-------------|
| 1         | 1/7/2023    | 275     | 275        | 17           | 17                | 1      | 1           |
| 2         | 1/14/2023   | 247     | 522        | 7            | 24                | 3      | 4           |
| 3         | 1/21/2023   | 200     | 722        | 8            | 32                | 1      | 5           |
| 4         | 1/28/2023   | 188     | 910        | 8            | 40                | 0      | 5           |
| 5         | 2/4/2023    | 177     | 1087       | 8            | 48                | 1      | 6           |
| 6         | 2/11/2023   | 114     | 1201       | 2            | 50                | 0      | 6           |
| 7         | 2/18/2023   | 113     | 1314       | 4            | 54                | 0      | 6           |
| 8         | 2/25/2023   | 76      | 1390       | 3            | 57                | 0      | 6           |
| 9         | 3/4/2023    | 50      | 1440       | 2            | 59                | 2      | 8           |
| 10        | 3/11/2023   | 54      | 1494       | 1            | 60                | 1      | 9           |
| 11        | 3/18/2023   | 46      | 1540       | 4            | 64                | 0      | 9           |
| 12        | 3/25/2023   | 40      | 1580       | 1            | 65                | 0      | 9           |
| 13        | 4/1/2023    | 37      | 1616       | 1            | 66                | 0      | 9           |

\* YTD: Year to date

\*\*PHC: Putnam Hospital Center

### Source Information:

- Cases- lab confirmed positive results with Putnam County residency reported to the NYS Communicable Disease Electronic Surveillance System (CDESS) by CDESS creation date
- PHC Admits- as per NYSDOH at <https://health.data.ny.gov/Health/New-York-State-Statewide-COVID-19-Hospitalizations/jw46-jpb7>
- Deaths- as per NYSDOH at <https://health.data.ny.gov/Health/New-York-State-Statewide-COVID-19-Fatalities-by-Co/xymy-pny5>

For statewide COVID data, [click here](#)