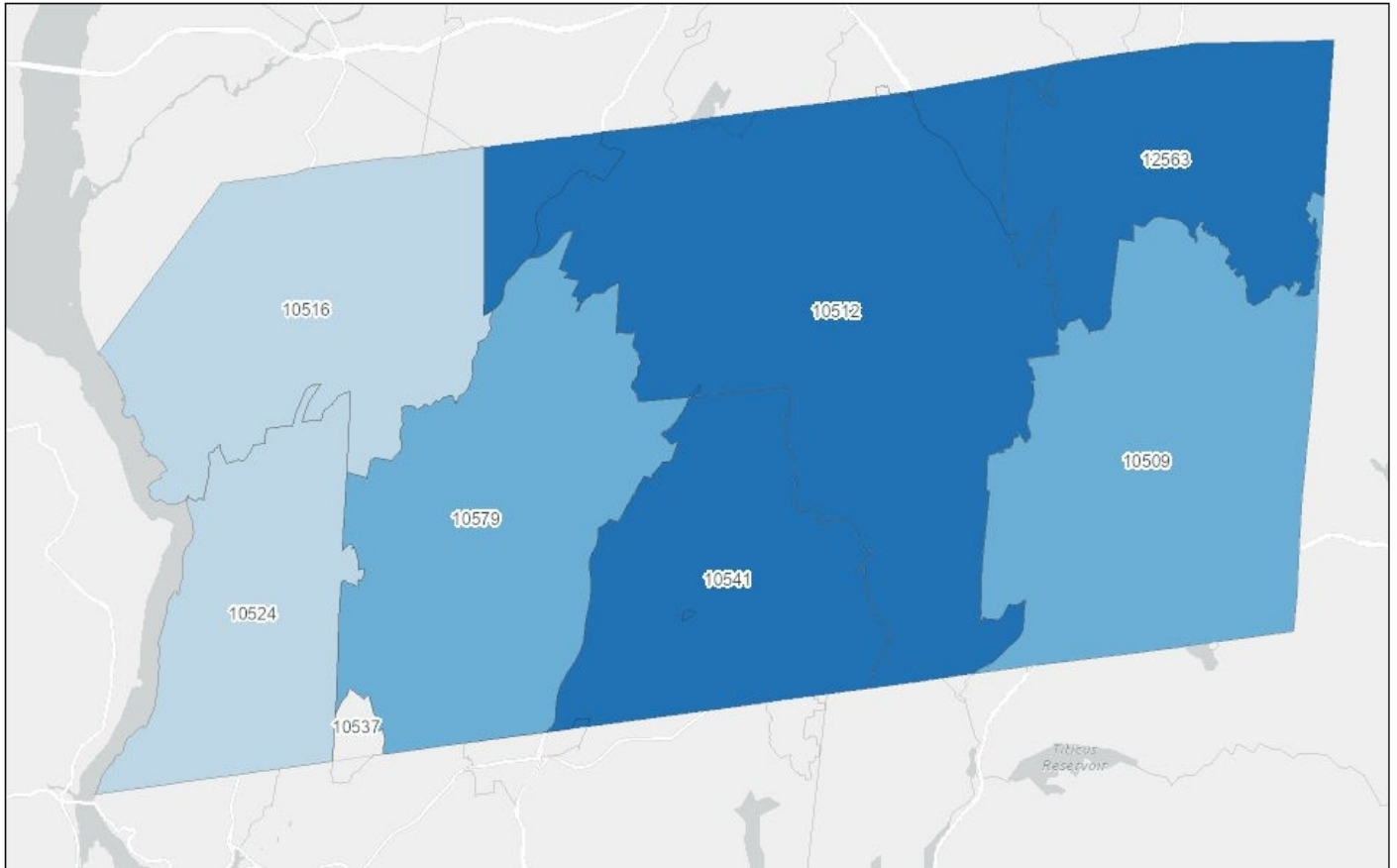



# Putnam County Weekly COVID-19 Surveillance Report

COVID-19 incidence per 100,000 residents by zip code for the week of 3/12/2023 - 3/18/2023



3/23/2023, 11:15:43 AM

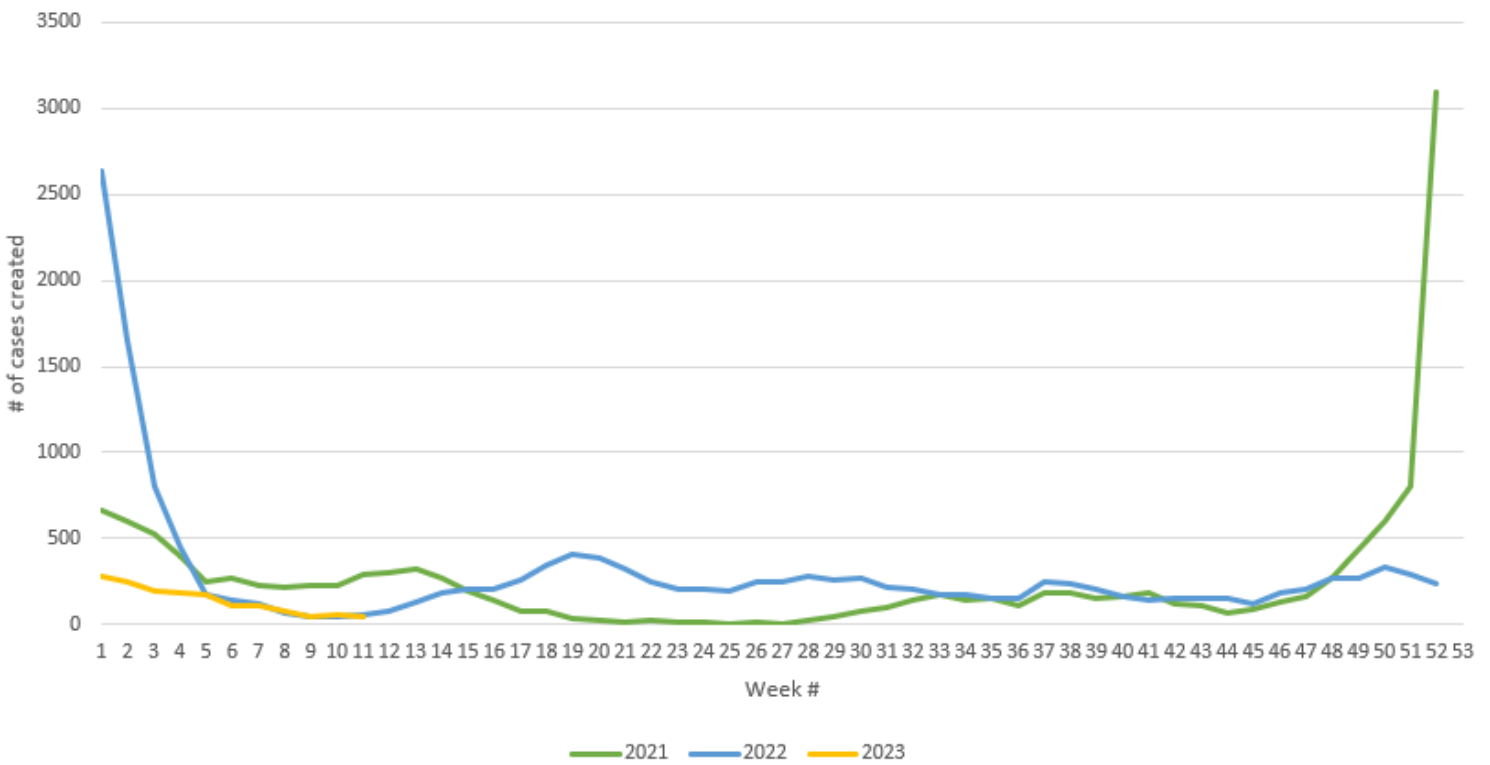
Covid cases by zip



\*10512 incidence area also includes portions of 12533, 12531 & 12582 that are in Putnam County.  
 10541 incidence area also includes 10542 & portion of 10588 that is in Putnam County.

Putnam County Health Dept.  
 Esri, HERE, Garmin, SafeGraph, GeoTechnologies, Inc, METI/NASA, USGS, EPA, NPS, USDA

### Cases of COVID-19 by Week, Putnam County, NY



MMWR Week	Week Ending	# Cases	Cases YTD*	PHC** Admits	PHC** Admits YTD*	Deaths	Deaths YTD*
1	1/7/2023	275	275	17	17	1	1
2	1/14/2023	247	522	7	24	3	4
3	1/21/2023	200	722	8	32	1	5
4	1/28/2023	188	910	8	40	0	5
5	2/4/2023	177	1087	8	48	1	6
6	2/11/2023	114	1201	2	50	0	6
7	2/18/2023	113	1314	4	54	0	6
8	2/25/2023	76	1390	3	57	0	6
9	3/4/2023	50	1440	2	59	2	8
10	3/11/2023	54	1494	1	60	1	9
11	3/18/2023	46	1540	4	64	0	9

\* YTD: Year to date

\*\*PHC: Putnam Hospital Center

#### Source Information:

- Cases- lab confirmed positive results with Putnam County residency reported to the NYS Communicable Disease Electronic Surveillance System (CDESS) by CDESS creation date
- PHC Admits- as per NYSDOH at <https://health.data.ny.gov/Health/New-York-State-Statewide-COVID-19-Hospitalizations/jw46-jpb7>
- Deaths- as per NYSDOH at <https://health.data.ny.gov/Health/New-York-State-Statewide-COVID-19-Fatalities-by-Co/xymy-pny5>

For statewide COVID data, [click here](#)