

**Putnam County New York**  
**Budget 2016**

**MaryEllen Odell**

*Putnam County Executive*

**Bruce J Walker**

*Deputy Putnam County Executive*

# Special Meeting Of The Putnam County Legislature

## Call To Order

Carl L. Albano, Chairman  
*Putnam County Legislature*

# Special Meeting Of The Putnam County Legislature

## Pledge of Allegiance

Karl Rohde, Director Veteran's Service Agency







# Special Meeting Of The Putnam County Legislature

**PUTNAM COUNTY JOINT VETERANS COUNCIL**  
EST. 1992 NY

## THE TRAVELING WALL

VIETNAM VETERANS MEMORIAL  
PUTNAM COUNTY VETERANS MEMORIAL PARK  
GIPSY TRAIL ROAD, CARMEL, NEW YORK

**September 24th to September 27th 2015**  
Opening Ceremony September 24th (7PM)  
Closing Ceremony September 27th (12PM) &  
Goldstar Mothers Day Observance (1PM)

AVTT  
www.putnamcountyny.com  
FOR ADDITIONAL INFORMATION VISIT www.avtt.org

**PUTNAM COUNTY  
JOINT VETERANS COUNCIL**



**THE TRAVELING WALL**  
COMMEMORATION OF THE 50TH ANNIVERSARY  
OF THE VIETNAM WAR 2015

**PUTNAM COUNTY JOINT VETERANS COUNCIL**  
EST. 1992 NY

## HELP WELCOME THE TRAVELING WALL

VIETNAM VETERANS MEMORIAL

**WEDNESDAY, SEPTEMBER 23<sup>RD</sup> 2015**  
MOTORCYCLE ESCORT FOR THE COST OF FREEDOM TRIBUTE  
MEETING AT THE REST AREA ON THE NORTHSIDE OF  
ROUTE 284, ONE MILE NORTH OF EXIT 8  
STAGING AT 3 P.M. DEPARTURE 3:30 P.M.

AVTT  
www.putnamcountyny.com  
FOR ADDITIONAL INFORMATION VISIT www.avtt.org



# Special Meeting Of The Putnam County Legislature

## *Roll Call*

Carl L. Albano, Chairman

*District 5*

Barbara J. Scuccimarra

*District 1*

Roger S. Gross

*District 6*

William J. Gouldman

*District 2*

Joseph F. Castellano

*District 7*

Toni E. Addonizio

*District 3*

Dini LoBue

*District 8*

Ginny Nacerino, *Deputy Chair*

*District 4*

Kevin Wright

*District 9*

# Putnam County New York Budget 2016



Bruce J Walker

*Deputy County Executive  
Putnam County*



# MaryEllen Odell

*County Executive  
Putnam County*





# “Government of the people, by the people, for the people, shall not perish from the Earth”

*Abraham Lincoln*



Tonight I have provided you with a notebook and pen. At the end of this presentation please leave your comments in the

“I Participate In Government” box located at the rear of the room.



Putnam County New York  
Budget 2016

*Family*  
IS EVERYTHING



2015  
Year of  
the Family

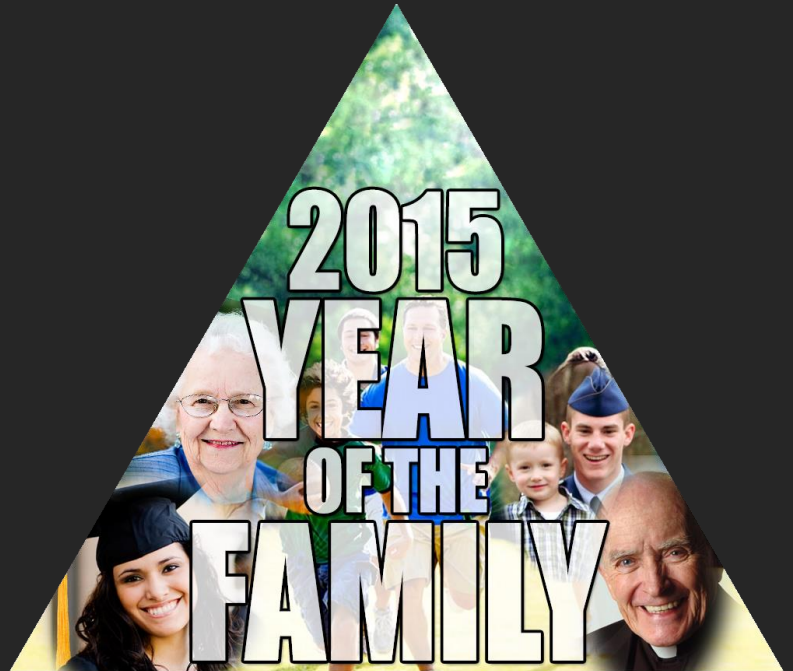


*Family*  
IS EVERYTHING



# 2015 Year of the Family

2016 Budget 2016 Budget 2016 Budget 2016 Budget 2016 Budget 2016 Budget



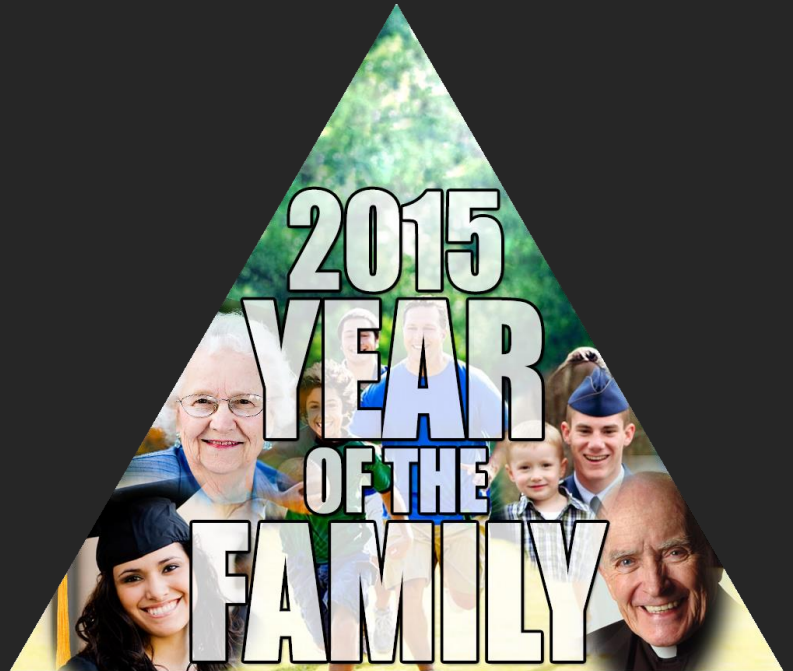
OUR  
VISION





# To provide a transparent, effective and honest local government dedicated to meeting the needs of its citizens

2016 Budget 2016 Budget 2016 Budget 2016 Budget 2016 Budget 2016 Budget

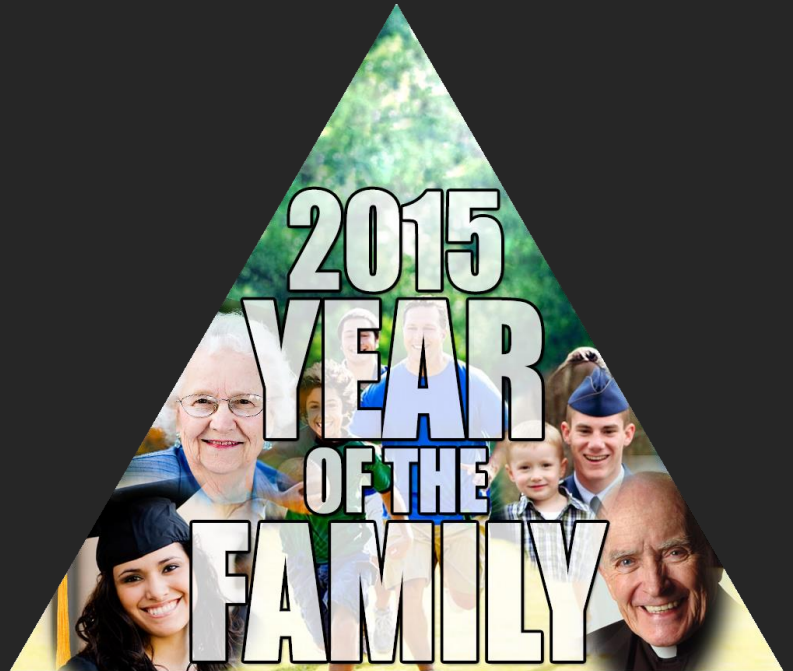


OUR  
VISION



# Develop a fiscally responsible budget that provides for the health, safety and quality of life of our residents while not exceeding the tax cap

2016 Budget 2016 Budget 2016 Budget 2016 Budget 2016 Budget 2016 Budget



OUR  
FOCUS



# Mandates Burden Counties

We're All In  
This Together







Click to watch Rockland County Executive Ed Day's message to Putnam residents about unfunded mandates and the impact on county budgets.

**Ed Day**

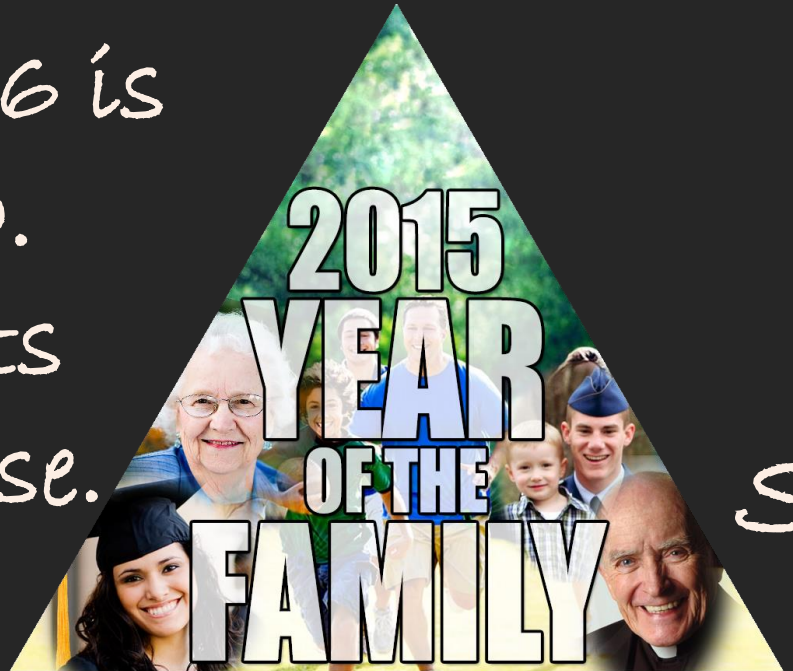
*Rockland County Executive*



# Challenges are Statewide and Putnam is no exception

2016 Budget 2016 Budget 2016 Budget 2016 Budget 2016 Budget 2016 Budget

Our tax cap for 2016 is 1%, or \$432,000. MANDATED costs continue to increase.

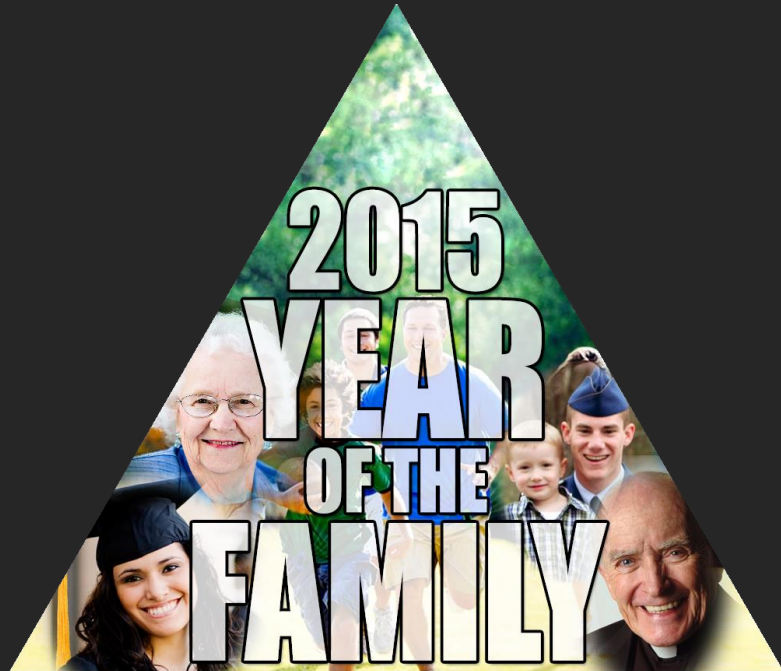


Our Challenges sales tax is flat.



- \$151.4m** Proposed 2016 budget
- \$ 6.0m** Increase of 4% over 2015 adopted budget
- \$ 7.76m** General Fund Surplus allocation

2016 Budget 2016 Budget 2016 Budget 2016 Budget 2016 Budget 2016 Budget



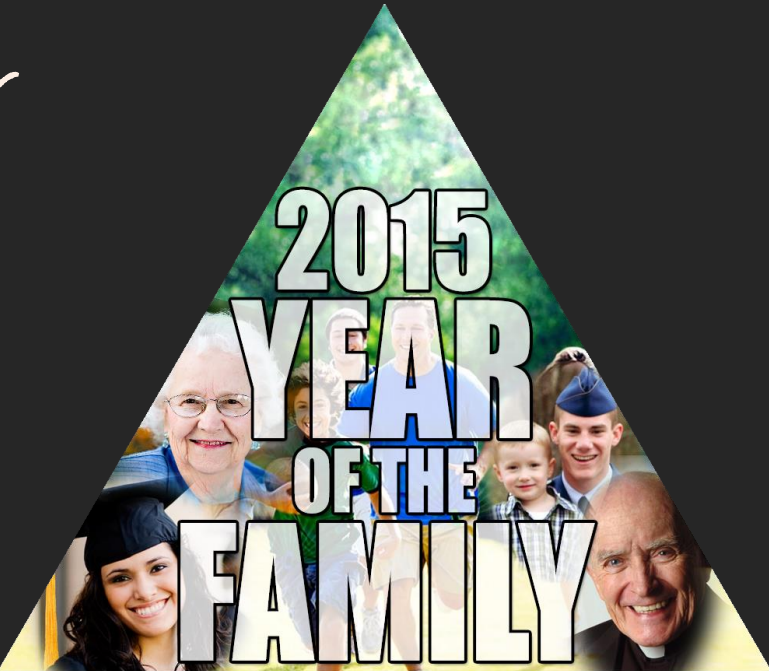
Our  
Budget



- \$151.4m** Proposed 2016 budget
- \$ 6.0m** Increase of 4% over 2015 adopted budget
- \$ 7.76m** General Fund Surplus allocation
- \$4** Average increase for typical homeowner

2016 Budget 2016 Budget 2016 Budget 2016 Budget 2016 Budget 2016 Budget

Average homeowner  
assessed at  
\$261,352 will pay  
\$1,010 in County  
Tax for 2016



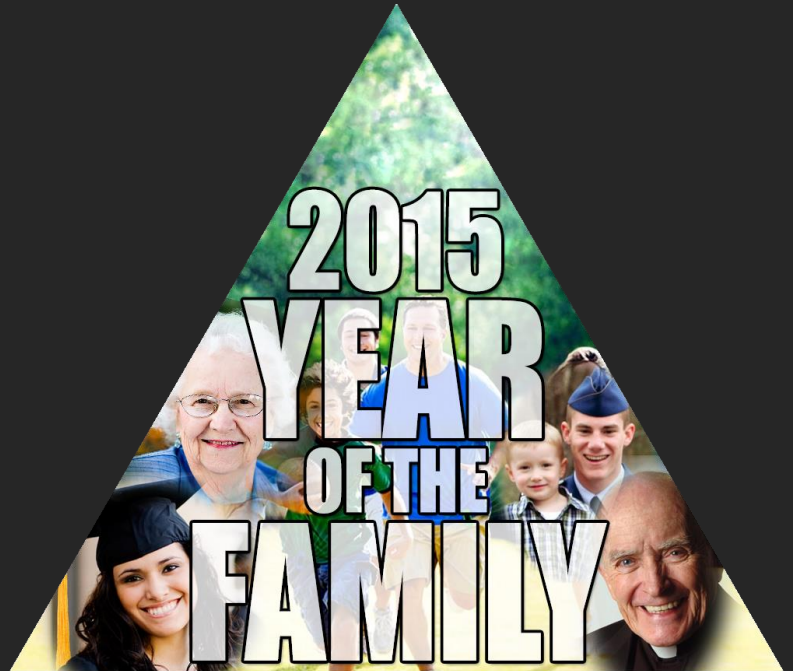
This is an  
OUR  
increase of  
Budget  
\$4



		<b>Department</b>	<b>General Fund</b>
<b>Sales Tax</b>	<b>Property Tax</b>	<b>Revenue</b>	<b>Surplus</b>
<b>\$54.7m</b>	<b>+</b>	<b>+\$23.44m</b>	<b>+</b>
<b>\$41.0m</b>			<b>\$7.76m</b>

2016 Budget   2016 Budget   2016 Budget   2016 Budget   2016 Budget   2016 Budget

2016  
Budget  
Revenue



Where does  
our revenue  
come from?



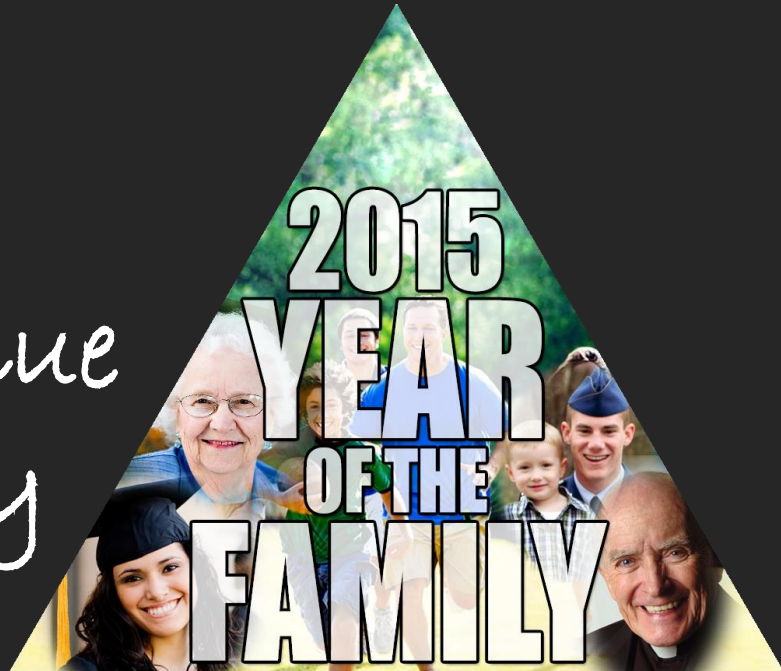
<b>Sales Tax</b>	<b>Property Tax</b>	<b>Department Revenue</b>	<b>General Fund Surplus</b>
<b>\$54.7m</b>	<b>\$41.0m</b>	<b>+\$23.44m</b>	<b>+\$7.76m</b>

# \$126.9m

Raised Locally

2016 Budget 2016 Budget 2016 Budget 2016 Budget 2016 Budget 2016 Budget

84% of our revenue  
is raised locally







		<b>Department</b>	<b>General Fund</b>
<b>Sales Tax</b>	<b>Property Tax</b>	<b>Revenue</b>	<b>Surplus</b>
<b>\$54.7m</b>	<b>+</b>	<b>+\$23.44m</b>	<b>+</b>
<b>\$41.0m</b>			<b>\$7.76m</b>

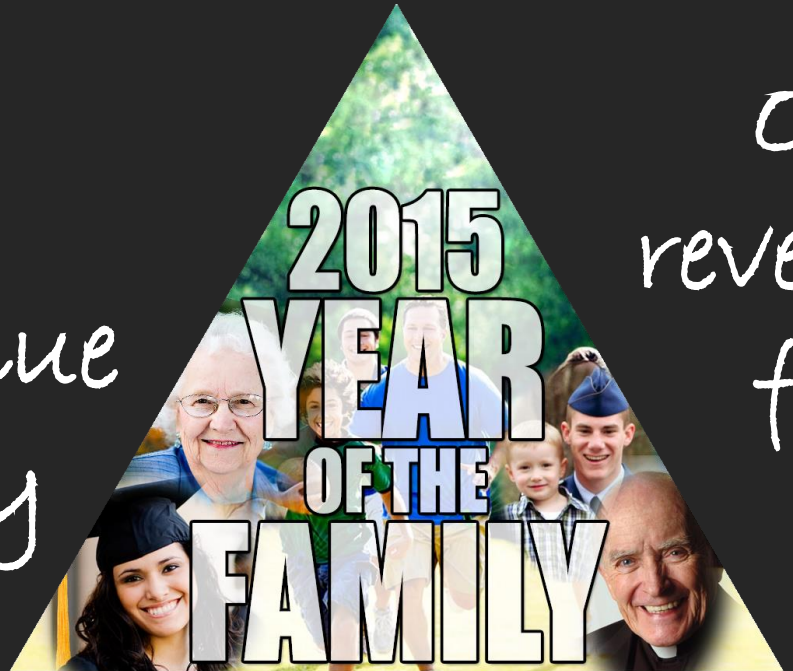
**\$126.9m**

**Federal / State  
Reimbursement**

**\$24.5m**

2016 Budget 2016 Budget 2016 Budget 2016 Budget 2016 Budget 2016 Budget

84% of our revenue  
is raised locally



Only 16% of our  
revenue is reimbursed  
for MANDATED  
PROGRAMS

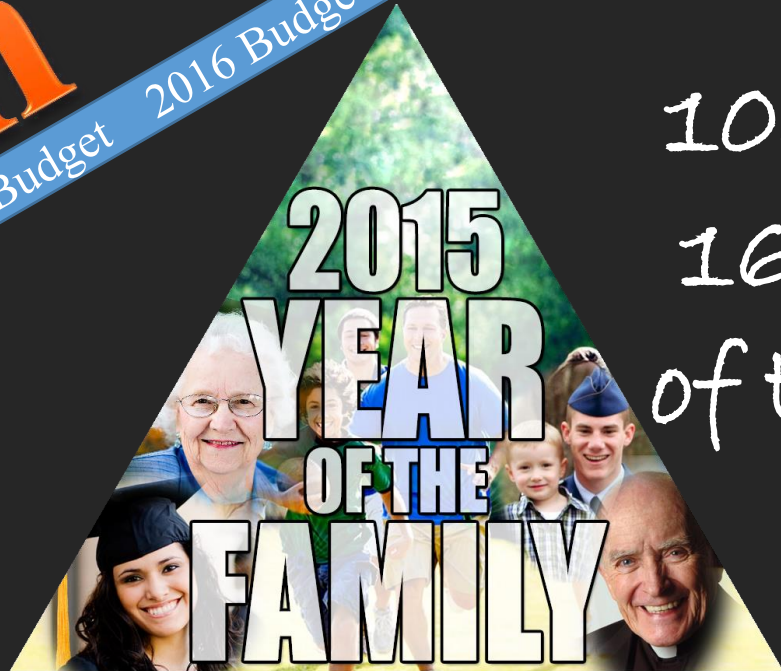




State & Federal  
Reimbursement  
**\$24.5m**

Raised Locally  
**\$126.9m**

2016 Budget 2016 Budget 2016 Budget 2016 Budget



100% of the work for  
16% of the funding  
of these **MANDATED**  
programs!



# Use of the General Fund Surplus

**\$20.1m** *YE 2014 General Fund Surplus*  
**-\$4.1m** *For Operating Expenses*

\$2.8m (same as 2015 adopted budget) that we used  
last year + \$1.3m additional to offset the  
**\$3.5m of the added MANDATES by NYS**



# Use of the General Fund Surplus

**\$20.1m** *YE 2014 General Fund Surplus*

**-\$4.1m** *For Operating Expenses*

**-\$3.6m** *Pay Down of Pension Debt*

We are going to pay \$3.6m of the \$8.5m amortized pension debt that was incurred in years 2012 & 2013 to secure employees and retirees pensions after the market down turn



**Use of the  
General Fund  
Surplus**

**\$20.1m** *YE 2014 General Fund Surplus*  
**-\$4.1m** *For Operating Expenses*  
**-\$3.6m** *Pay Down of Pension Debt*  
**\$12.4m** *Remaining, YE 2015*

This will also save \$500k in interest payments and help secure our Moody's Rating



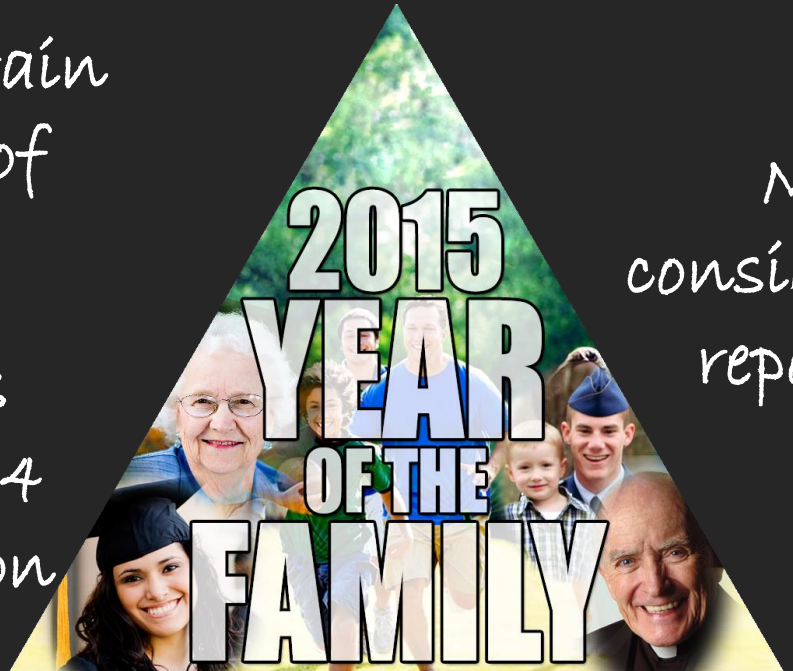


**OUTSTANDING!**

**Aa2**

Putnam continues to maintain  
a **SOLID** Moody's rating of  
**Aa2**

We have maintained this  
coveted rating for the last 4  
years of our administration



Moody's bond rating is  
considered a County's financial  
report card...We bring home  
straight A's!



FYI In New York State, County  
pension contributions increased from  
**\$47M** in 2000  
to over **\$1 Billion** annually  
in 2015

While the average taxpayers pension system was  
not made whole by their employers or the taxpayers



# Pension Amortization

		<i>BALANCE</i>	
Amortized 2012	+\$4.0m	\$4.0m	
Amortized 2013	+\$4.5m	\$8.5m	
Principal Paid 2014	-\$352k	\$8.15m	
Principal Paid 2015	-\$1.5m	\$6.6m	
Principal To Be Paid In 2016	-\$3.7m	\$2.9m	<i>Accelerated</i>
Principal To Be Paid In 2017	-\$2.9m	\$0	<i>Accelerated</i>



# These Accelerated Payments Result in an Interest Cost Savings of \$773k

## Pension Amortization

		BALANCE	
Amortized 2012	+\$4.0m	\$4.0m	
Amortized 2013	+\$4.5m	\$8.5m	
Principal Paid 2014	-\$352k	\$8.15m	
Principal Paid 2015	-\$1.5m	\$6.6m	
Principal To Be Paid In 2016	-\$3.7m	\$2.9m	<i>Accelerated</i>
Principal To Be Paid In 2017	-\$2.9m	\$0	<i>Accelerated</i>

**PAID IN FULL**



# Pension Amortization

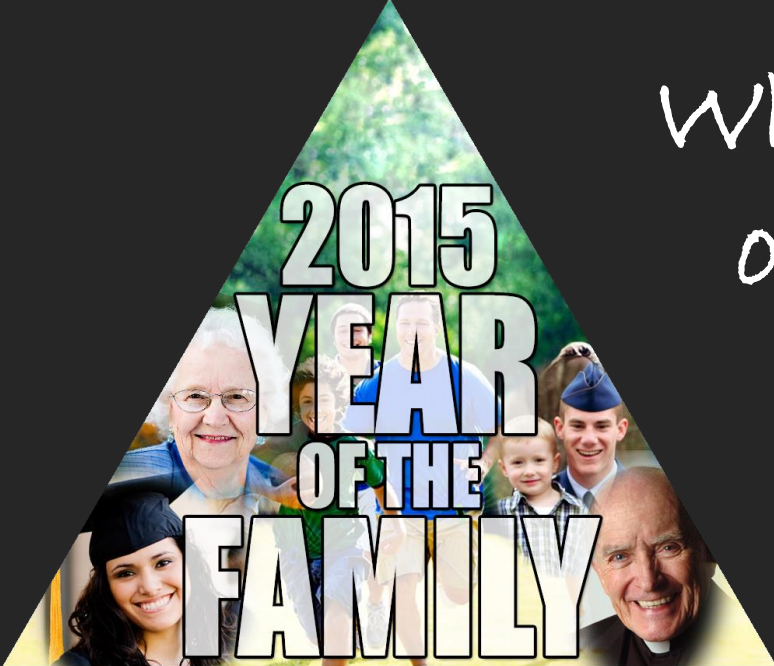
In addition we used savings generated through sound fiscal management practices to avoid an additional pension borrowing of **\$6.6m**, that would have cost our taxpayers an additional **\$1m** in interest through year 2027!

		BALANCE	
Amortized 2012	+\$4.0m	\$4.0m	
Amortized 2013	+\$4.5m	\$8.5m	
Principal Paid 2014	-\$352k	\$8.15m	
Principal Paid 2015	-\$1.5m	\$6.6m	
Principal To Be Paid In 2016	-\$3.7m	\$2.9m	<i>Accelerated</i>
Principal To Be Paid In 2017	-\$2.9m	\$0	<i>Accelerated</i>

**PAID IN FULL**



2016 Budget 2016 Budget 2016 Budget 2016 Budget 2016 Budget 2016 Budget



What programs does  
our 2016 Budget  
support?

# Quality of Life Costs

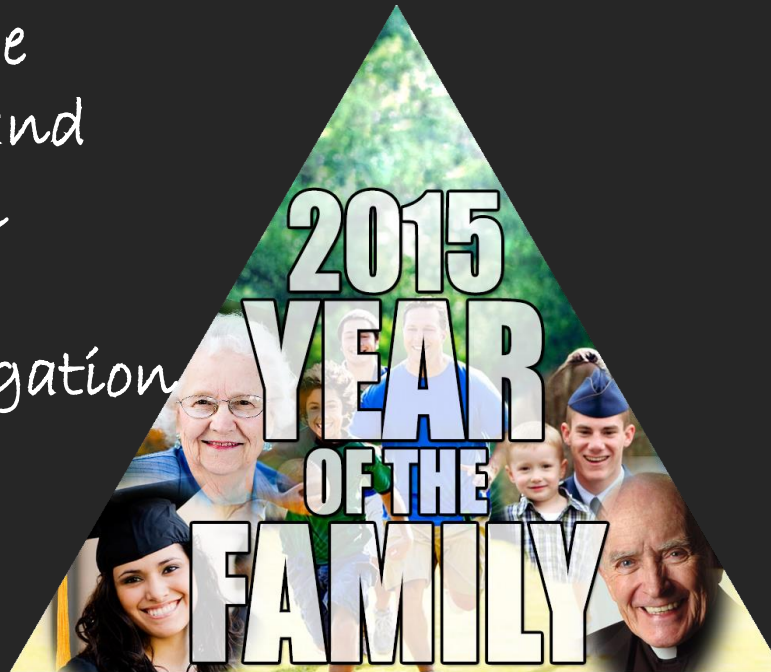
## Sheriff's Department – \$13.1m

2016 Budget 2016 Budget 2016 Budget 2016 Budget 2016 Budget 2016 Budget

2016 Budget Expenses



- 24 / 7 Emergency Response
- SRO's & SPO's to support and partner with our local school districts
- Bureau of Criminal Investigation
- Road / Marine Patrol
- Narcotics Enforcement
- Emergency Response Team




# Quality of Life Costs

Sheriff's Department – \$13.1m

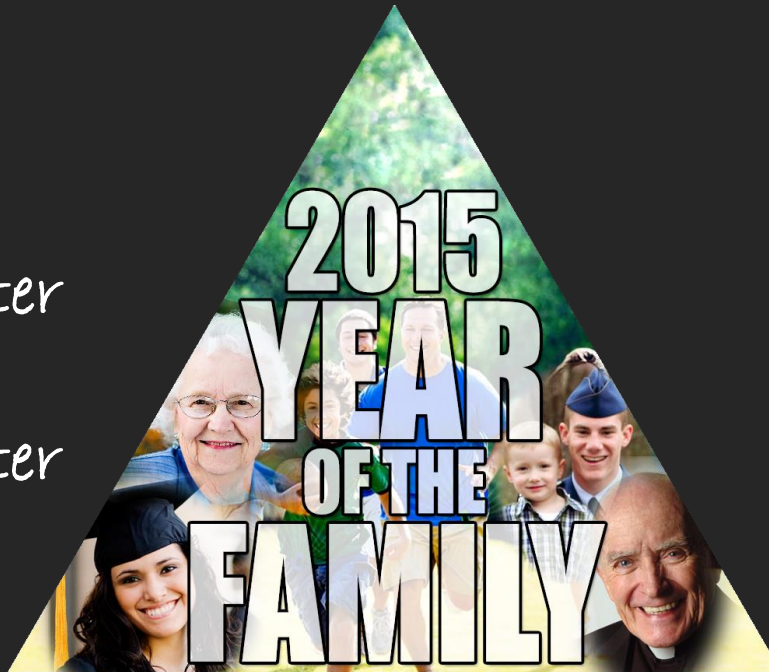
## Office of Senior Resources – \$5.7m

2016 Budget 2016 Budget 2016 Budget 2016 Budget 2016 Budget 2016 Budget

2016 Budget Expenses



- Nutrition Programs
- Meals on Wheels
- Koehler Senior Center
- Putnam Valley Senior Center
- Carmel Senior Center
- Cold Spring Nutrition Center at Butterfield campus







# Quality of Life Costs

Sheriff's Department – \$13.1m

## New & Improved Senior Centers

Carmel Senior Center at  
Donald B Smith Campus

\$500k

Sponsored by Senator  
Terrence Murphy

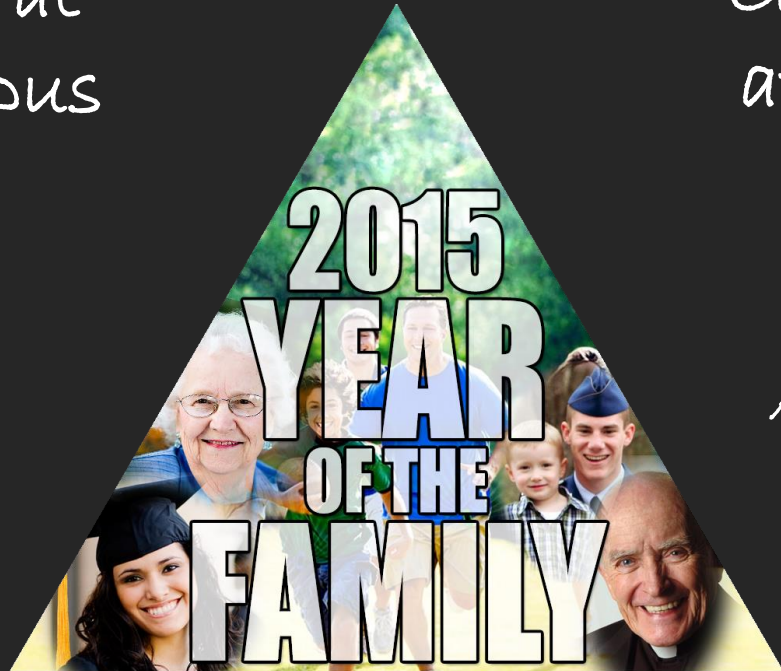
Cold Spring Senior Center  
at the Butterfield Campus

\$250k

Sponsored by  
Assemblywoman Sandy Galef

\$500k

Request to Senator Sue Serino



# Quality of Life Costs

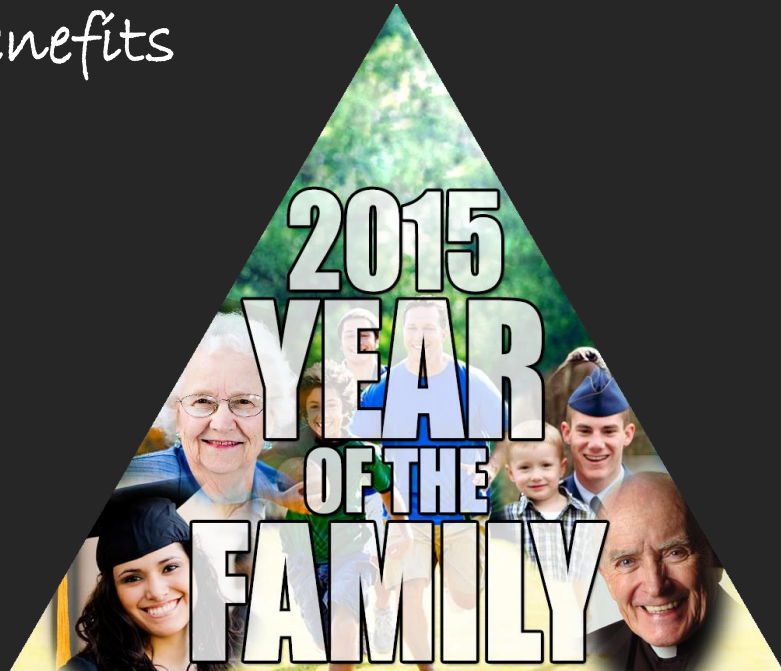
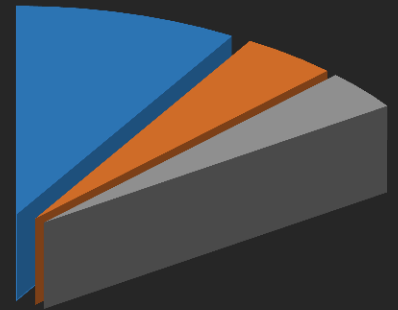
Sheriff's Department – \$13.1m  
Office of Senior Resources – \$5.7m

## Retiree Health Benefits – \$4.7m

2016 Budget 2016 Budget 2016 Budget 2016 Budget 2016 Budget 2016 Budget

- The cost of Retiree Health benefits have increased each year

2016 Budget Expenses



# Retiree Health Benefits - \$4.7m

- There are approximately 380 retirees and surviving spouses receiving health benefits from Putnam County
- The average cost to provide this benefit is \$12,500 per retiree
- Average contribution by retirees is less than 8%, or less than \$1,000 annually
- 50% of our retirees pay nothing for this benefit as they receive a reimbursement from the County for Medicare Part B of approximately \$1,200



# Quality of Life Costs

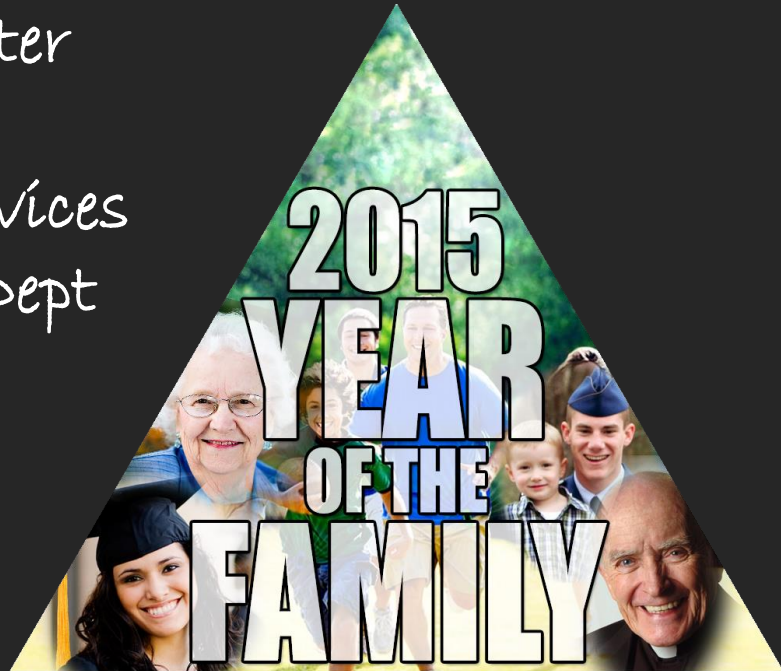
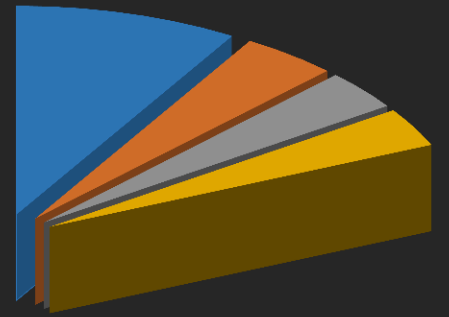
Sheriff's Department – \$13.1m  
Office of Senior Resources – \$5.7m  
Retiree Health Benefits – \$4.7m

## Emergency Services – \$4.6m

2016 Budget 2016 Budget 2016 Budget 2016 Budget 2016 Budget 2016 Budget

- Emergency Operations Center
- 9-1-1 Dispatch Center
- Advanced Life Support Services
- Support our volunteer Fire Dept
- First responder community
- Fire Training Center
- EMS Training

2016 Budget Expenses





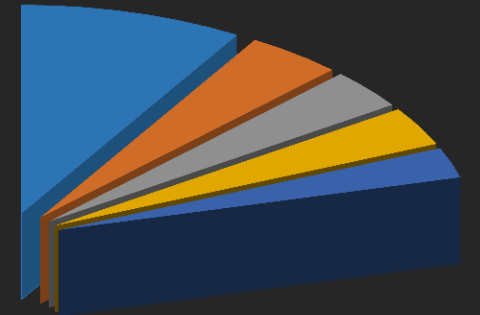
# Quality of Life Costs

Sheriff's Department – \$13.1m  
Office of Senior Resources – \$5.7m  
Retiree Health Benefits – \$4.7m  
Emergency Services – \$4.6m

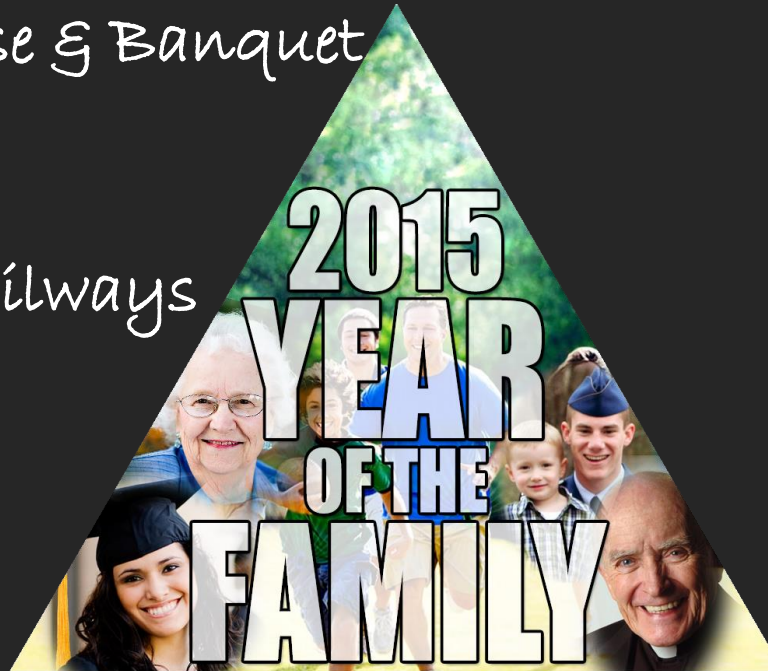
## Parks & Recreation – \$3.6m

2016 Budget 2016 Budget 2016 Budget 2016 Budget 2016 Budget 2016 Budget

2016 Budget Expenses



- Putnam County Golf Course & Banquet Center
- Veterans Memorial Park
- 11 Miles of Bikeways & Trailways
- Tilly Foster Farm
- Cornerstone Park
- Dill & Ciaiola Preserves



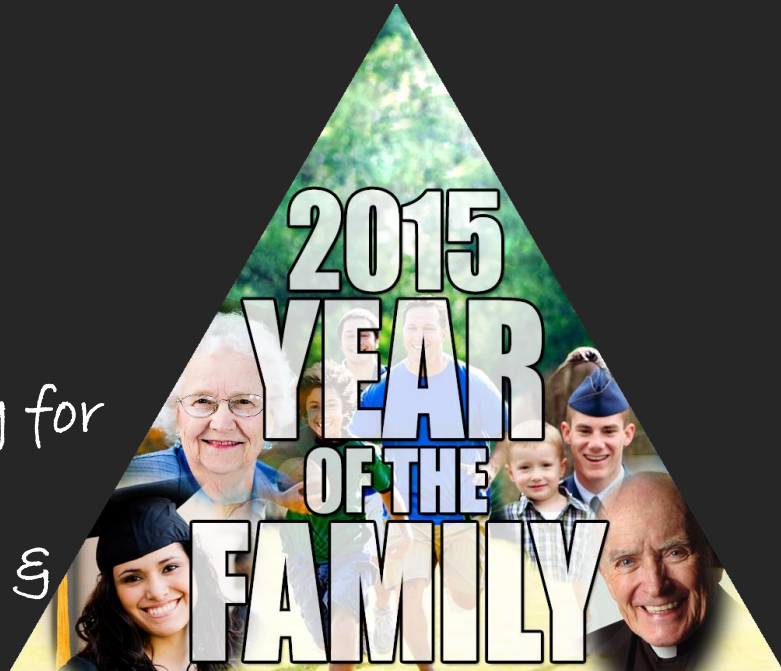
# Quality of Life Costs

- Sheriff's Department – \$13.1m
- Office of Senior Resources – \$5.7m
- Retiree Health Benefits – \$4.7m
- Emergency Services – \$4.6m
- Parks & Recreation – \$3.6m

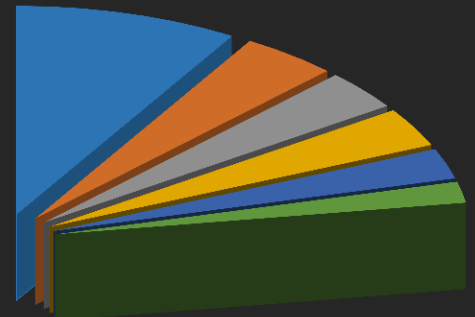
## PART System – \$2.5m

2016 Budget 2016 Budget 2016 Budget 2016 Budget 2016 Budget 2016 Budget

- 4 Scheduled bus routes
- Para-Transit for the disabled community
- Veteran transport for medical appointments
- Cold Spring to Beacon Trolley for tourism
- Assisting commuters at Park & Ride to trains



### 2016 Budget Expenses





# Quality of Life Costs

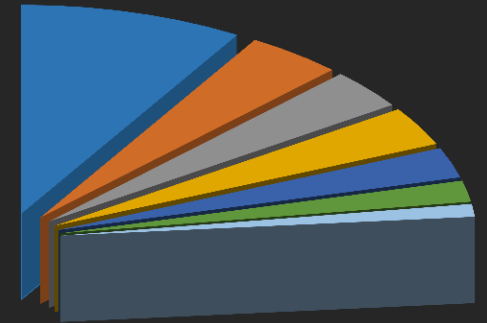
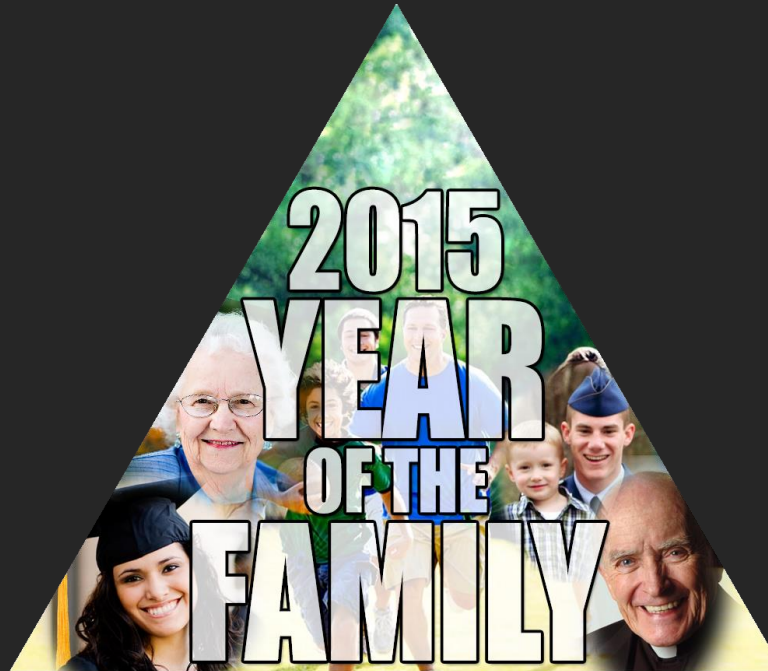
- Sheriff's Department – \$13.1m
- Office of Senior Resources – \$5.7m
- Retiree Health Benefits – \$4.7m
- Emergency Services – \$4.6m
- Parks & Recreation – \$3.6m
- PART System – \$2.5m

## Outside Agencies – \$1.5m

2016 Budget 2016 Budget 2016 Budget 2016 Budget 2016 Budget 2016 Budget

- Putnam County Libraries

2016 Budget Expenses



# What do libraries offer Putnam County residents?

- Access Computers & Internet
- Homework Help
- Access to Free E-Books
- Online Resources
- Increasing Literacy Education
- Collaborative Workspace
- Job & Career Help
- Self-Education
- Family Resources
- Community Centers



In 2014 there were over 683k visits to Putnam County Libraries and over 1 million single uses of online resources!


Ebook usage has increased over 160 times between 2010 and 2014





# Quality of Life Costs

- Sheriff's Department – \$13.1m
- Office of Senior Resources – \$5.7m
- Retiree Health Benefits – \$4.7m
- Emergency Services – \$4.6m
- Parks & Recreation – \$3.6m
- PART System – \$2.5m

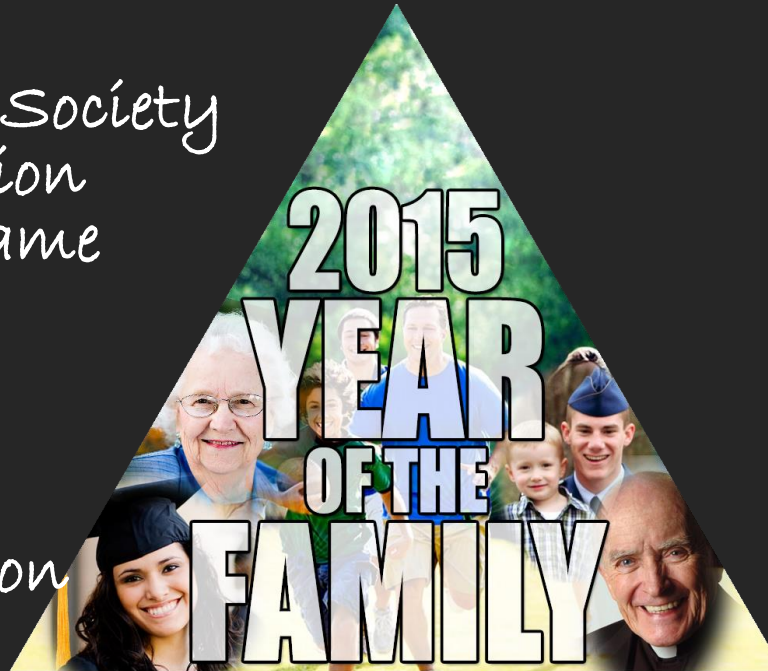
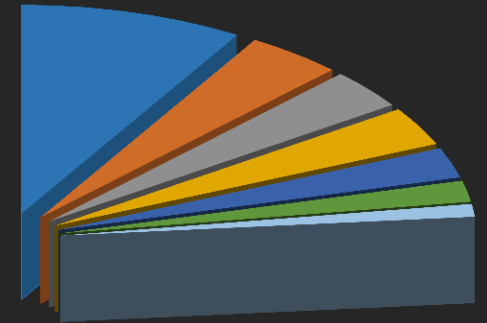


# Outside Agencies – \$1.5m

2016 Budget 2016 Budget 2016 Budget 2016 Budget 2016 Budget 2016 Budget

- Putnam County Libraries
- Putnam County Humane Society
- Cornell Cooperative Extension
- Putnam County Fish & Game
- Putnam History Museum
- Southeast Museum
- Putnam Arts Council
- + Putnam County SPCA
- + Putnam Community Action Program

## 2016 Budget Expenses





# Quality of Life Costs

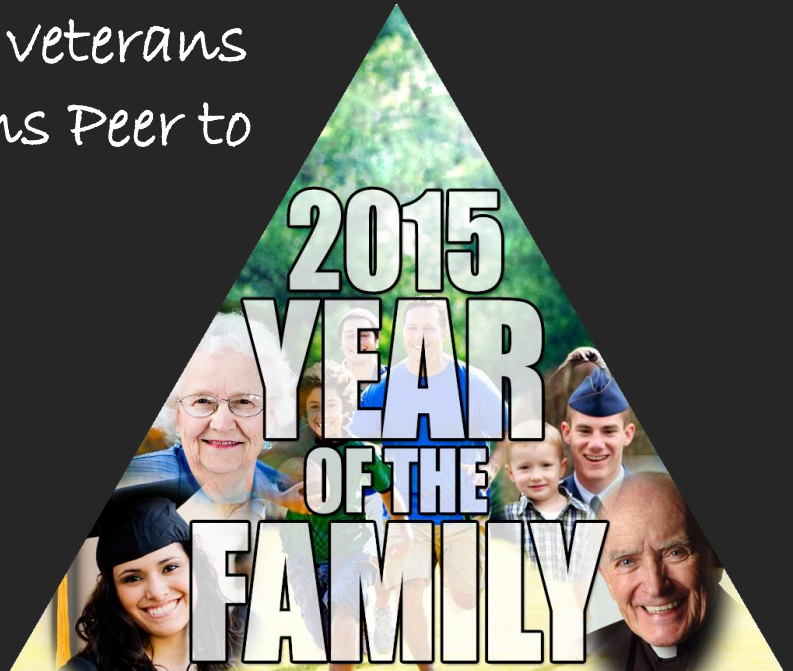
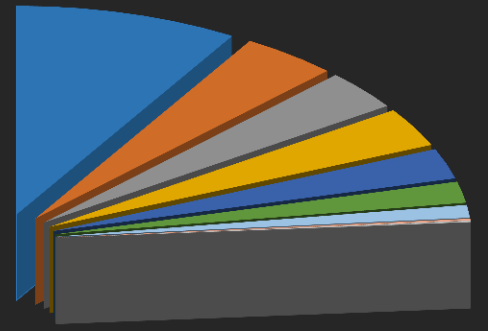
- Sheriff's Department – \$13.1m
- Office of Senior Resources – \$5.7m
- Retiree Health Benefits – \$4.7m
- Emergency Services – \$4.6m
- Parks & Recreation – \$3.6m
- PART System – \$2.5m
- Outside Agencies – \$1.5m

# Veterans Service Agency – \$316k

2016 Budget 2016 Budget 2016 Budget 2016 Budget 2016 Budget 2016 Budget

- Provide LOCAL services for veterans
- PFC. Joseph P Dwyer Veterans Peer to Peer Counseling Service
- Medical Transportation
- Certified Service Office

## 2016 Budget Expenses



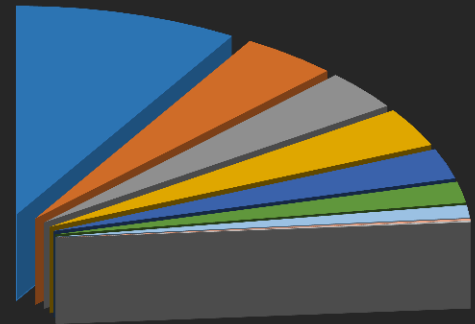
# Quality of Life Costs

- Sheriff's Department – \$13.1m
- Office of Senior Resources – \$5.7m
- Retiree Health Benefits – \$4.7m
- Emergency Services – \$4.6m
- Parks & Recreation – \$3.6m
- PART System – \$2.5m
- Agencies – \$1.5m
- Agency – \$316k

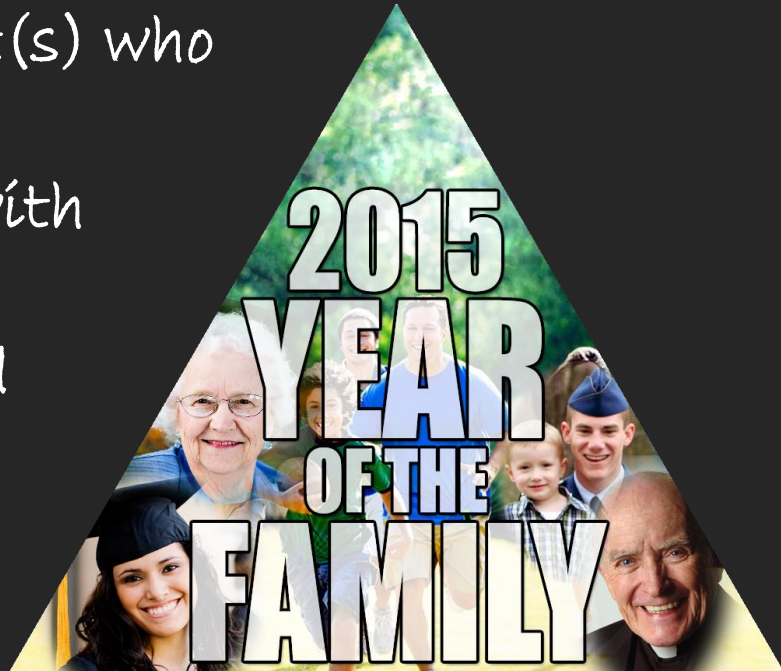
**Youth Bureau – \$562k**

2016 Budget 2016 Budget 2016 Budget 2016 Budget 2016 Budget 2016 Budget

## 2016 Budget Expenses



- Pegasus, Children of parent(s) who have an addiction
- Mentoring in partnership with local school districts
- SIDNE, simulated impaired driving experience
- Annual youth awards
- Youth Court since 1985





# Quality of Life Costs

- Sheriff's Department – \$13.1m
- Office of Senior Resources – \$5.7m
- Retiree Health Benefits – \$4.7m
- Emergency Services – \$4.6m
- Parks & Recreation – \$3.6m
- PART System – \$2.5m

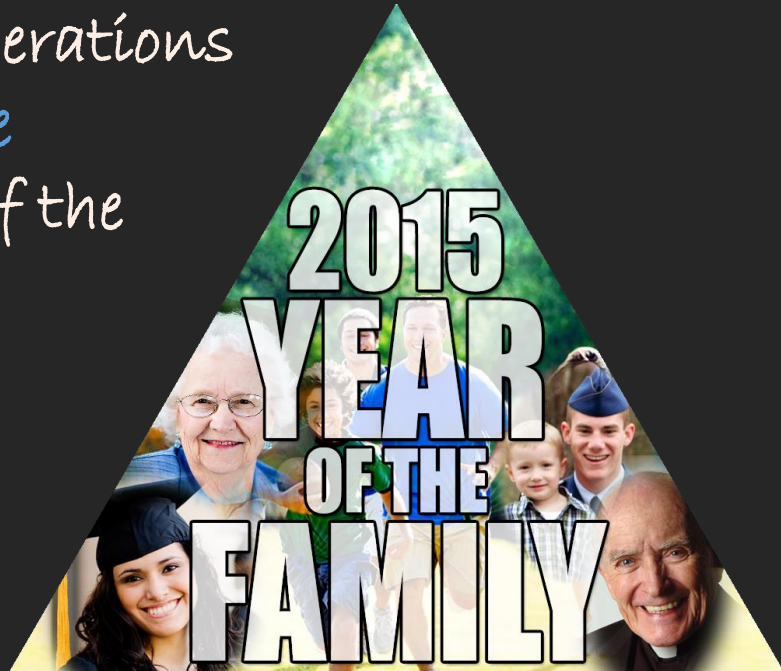
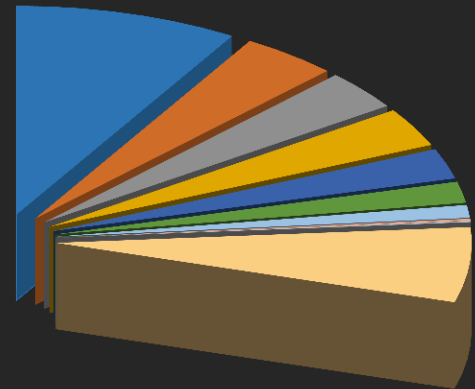
## Operational Costs – \$8.1m

\$1.5m  
y – \$316k  
i62k

2016 Budget 2016 Budget 2016 Budget 2016 Budget 2016 Budget 2016 Budget

- Running the day to day operations for all of the *Quality of Life Programs* that are outside of the **MANDATED Programs**

### 2016 Budget Expenses





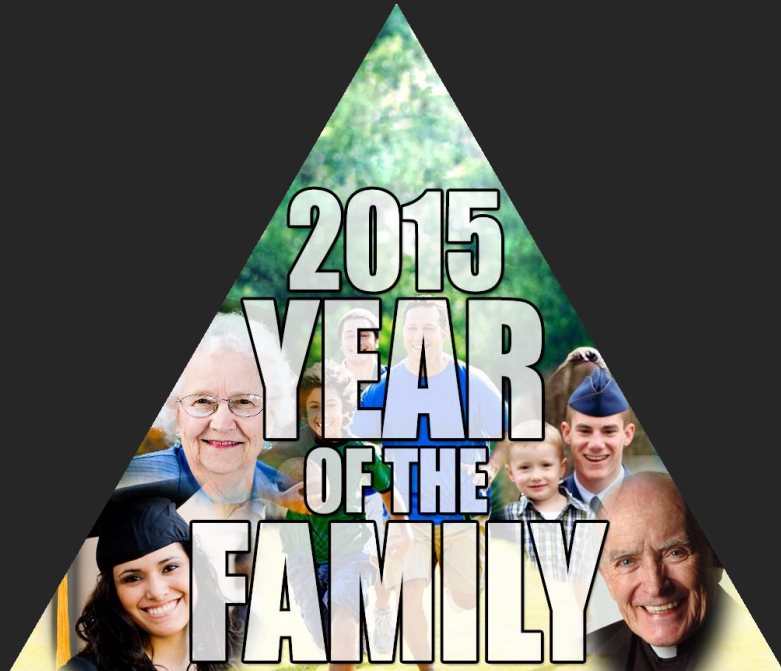


# \$44.7M Quality of Life Costs

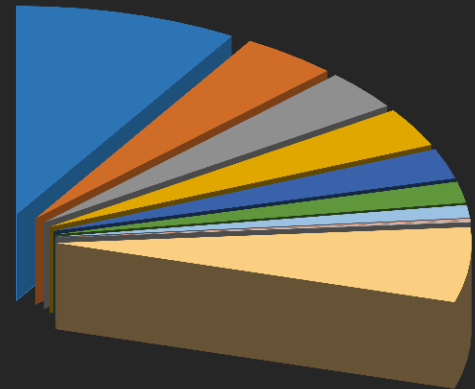
- Sheriff's Department – \$13.1m
- Office of Senior Resources – \$5.7m
- Retiree Health Benefits – \$4.7m
- Emergency Services – \$4.6m
- Parks & Recreation – \$3.6m
- PART System – \$2.5m
- Outside Agencies – \$1.5m
- Veterans Service Agency – \$316k
- Youth Bureau – \$562k
- Operational Costs – \$8.1m

2016 Budget 2016 Budget 2016 Budget 2016 Budget 2016 Budget 2016 Budget

Only 30% of our budget or \$44.7m are for these Quality of Life Services



2016 Budget Expenses





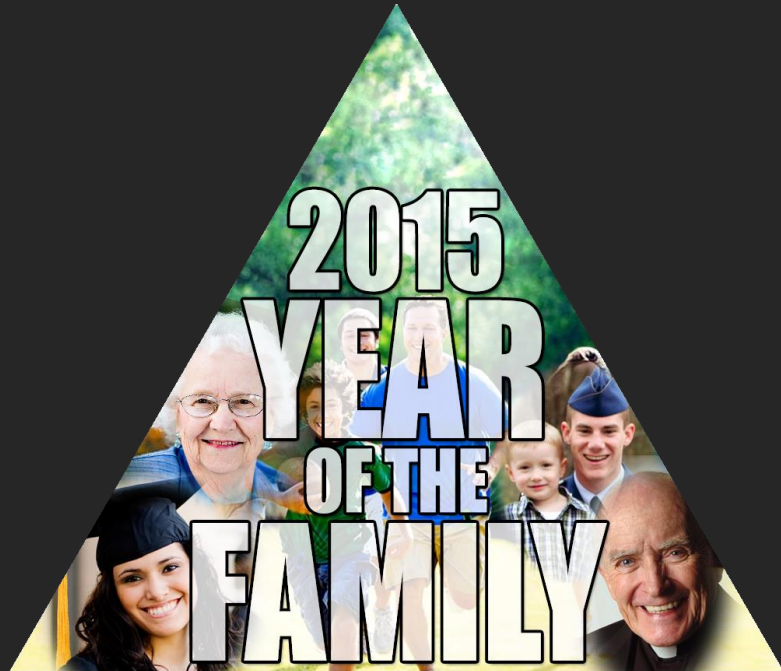
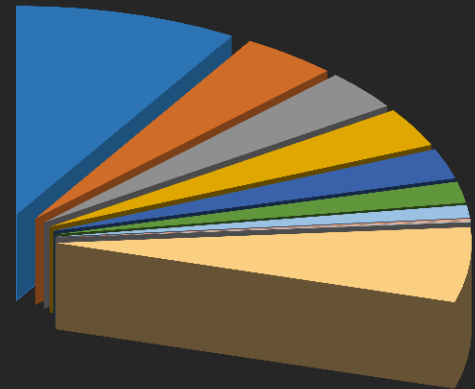
# \$44.7M Quality of Life Costs

- Sheriff's Department – \$13.1m
- Office of Senior Resources – \$5.7m
- Retiree Health Benefits – \$4.7m
- Emergency Services – \$4.6m
- Parks & Recreation – \$3.6m
- PART System – \$2.5m
- Outside Agencies – \$1.5m
- Veterans Service Agency – \$316k
- Youth Bureau – \$562k
- Operational Costs – \$8.1m

2016 Budget 2016 Budget 2016 Budget 2016 Budget 2016 Budget 2016 Budget

So what makes up the other 70%?

2016 Budget Expenses



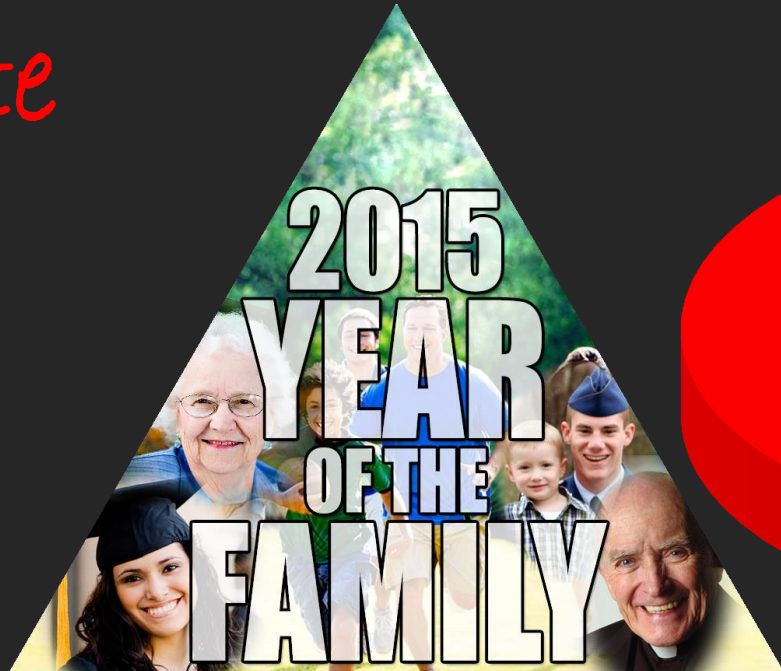


# \$44.7M Quality of Life Costs

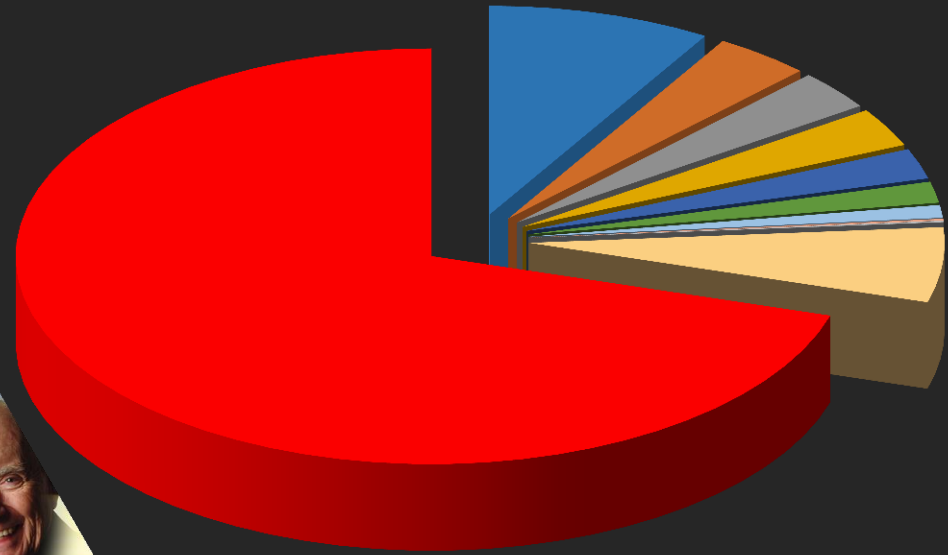
- Sheriff's Department – \$13.1m
- Office of Senior Resources – \$5.7m
- Retiree Health Benefits – \$4.7m
- Emergency Services – \$4.6m
- Parks & Recreation – \$3.6m
- PART System – \$2.5m
- Outside Agencies – \$1.5m
- Veterans Service Agency – \$316k
- Youth Bureau – \$562k
- Operational Costs – \$8.1m

2016 Budget 2016 Budget 2016 Budget 2016 Budget 2016 Budget 2016 Budget

Federal & State  
MANDATED  
Programs



2016 Budget Expenses





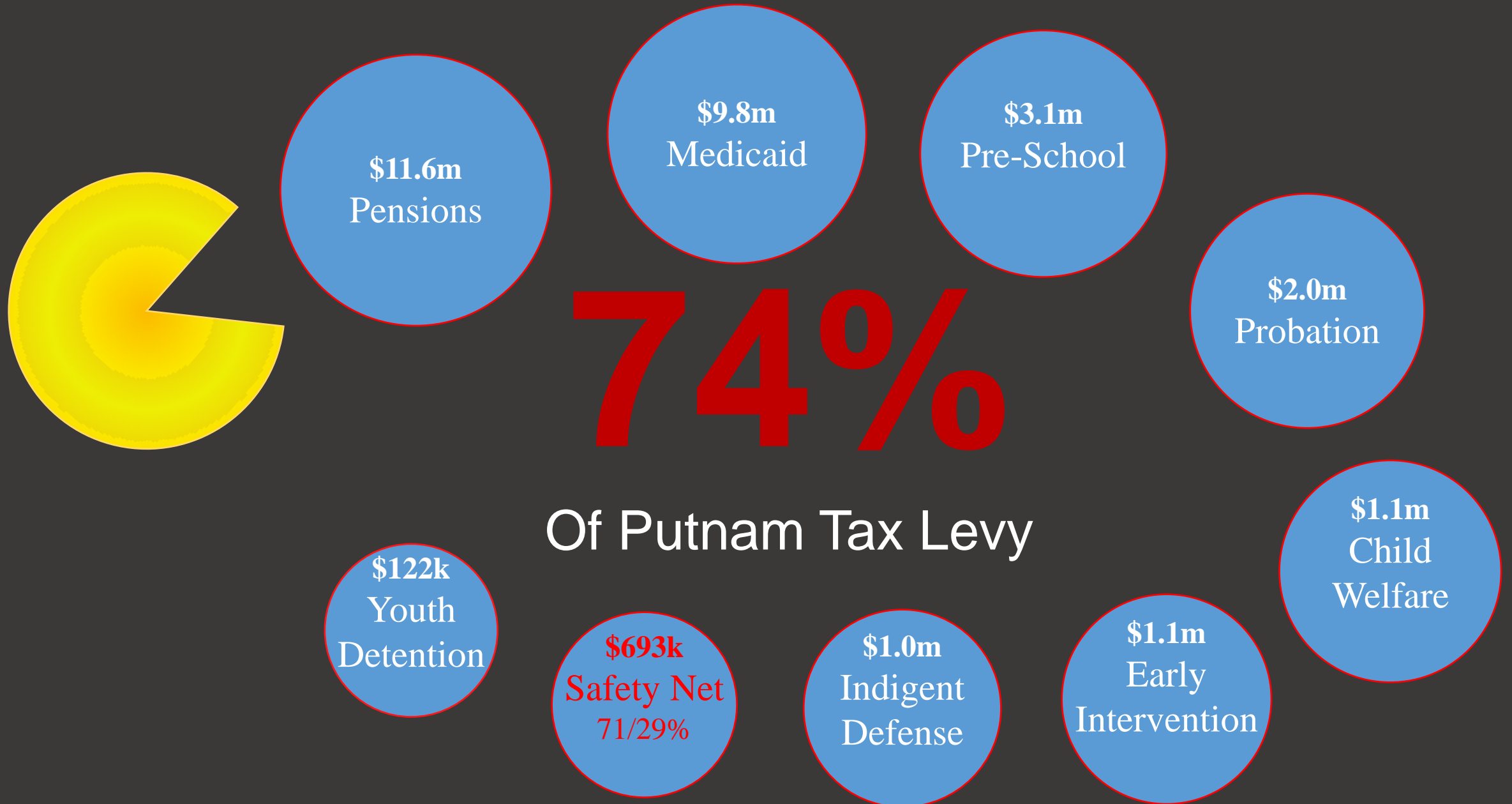
Click to watch Westchester County Executive Rob Astorino's message to Putnam residents about unfunded mandates and the impact on county budgets.

**Rob Astorino**

*Westchester County Executive*



# “PUTNAM’S 9 FOR 90” UNFUNDED MANDATES





Click to watch Dutchess County  
Executive Marc Molinaro's message to  
Putnam residents about unfunded  
mandates and the impact on county  
budgets.

**Marcus J Molinaro**

*Dutchess County Executive*



# Quality of Life Costs

## “Putnam’s 9 For 90” - \$30.5m

**Social Services/Mental Health – \$24.1m**

**Sheriff & Jail – \$15.5m**

**Highways & Facilities – \$12.3m**

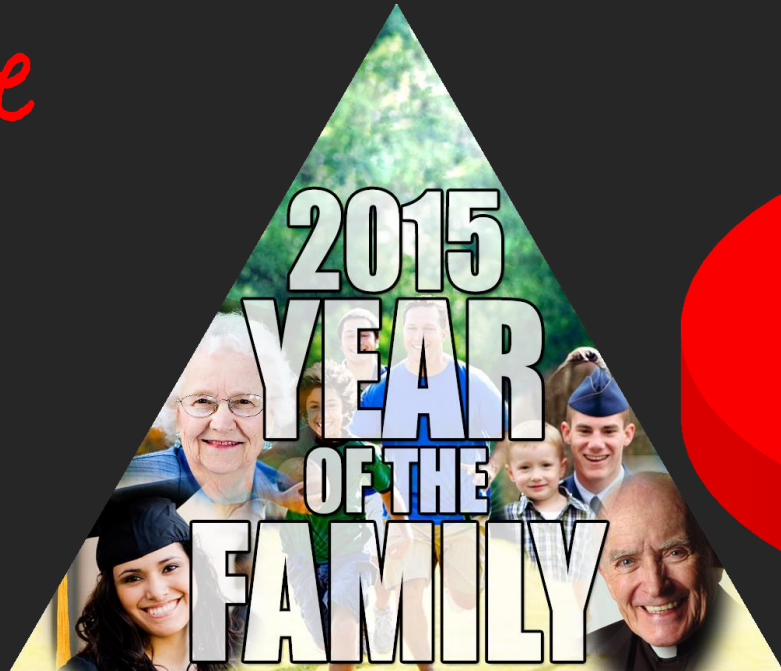
**MTA Subsidies – \$1.5m**

**Almost 200 More!**

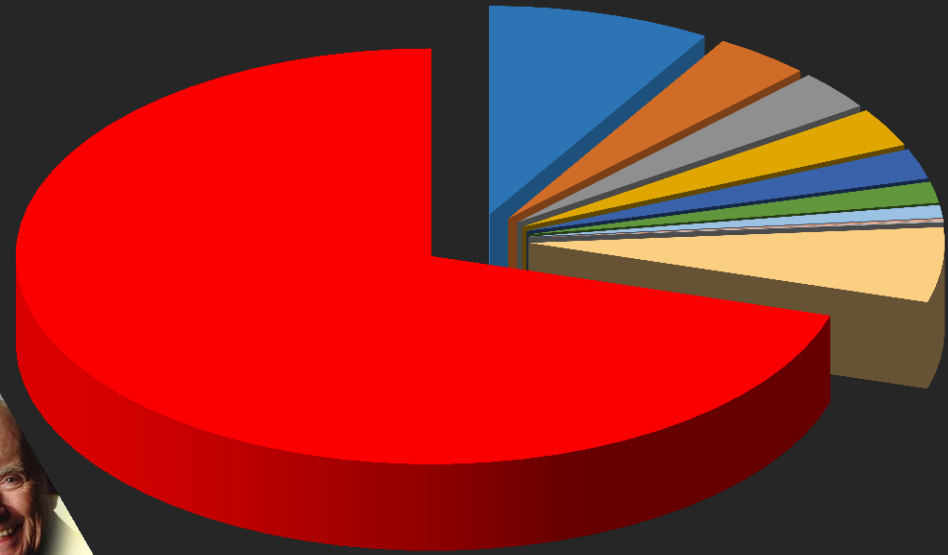
- Sheriff’s Department – \$13.1m
- Office of Senior Resources – \$5.7m
- Retiree Health Benefits– \$4.7m
- Emergency Services – \$4.6m
- Parks & Recreation – \$3.6m
- PART System – \$2.5m
- Outside Agencies – \$1.5m
- Veterans Service Agency – \$316k
- Youth Bureau – \$562k
- Operational Costs – \$8.1m

2016 Budget 2016 Budget 2016 Budget 2016 Budget 2016 Budget 2016 Budget

Federal & State  
MANDATED  
Programs



2016 Budget Expenses





# Within those **200 Additional** Unfunded Mandates

Community College	\$3.1m
<u>Board of Elections</u>	<u>\$1.8m</u>
<b>Total</b>	<b>\$4.9m</b>

*By Federal & NYS law, these programs are the fiscal obligations of our Towns & Villages.*

*However, the County has been and continues, in the 2016 budget, to pay the **full cost** of these programs without chargeback.*

*These 2 programs alone are nearly **12 times** the value of our 2016 tax cap.*





# Quality of Life Costs

## “Putnam’s 9 For 90” - \$30.5m

**Social Services/Mental Health – \$24.1m**

**Sheriff & Jail – \$15.5m**

**Highways & Facilities – \$12.3m**

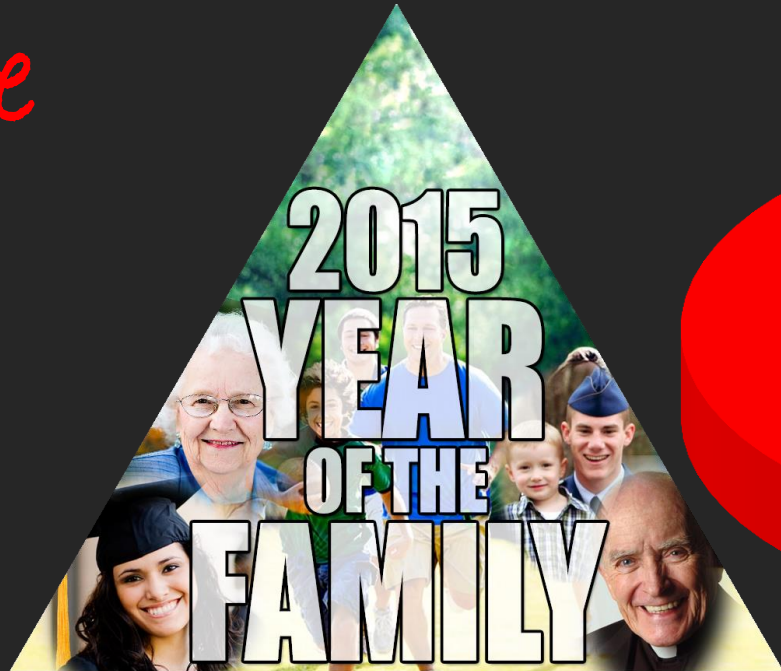
**MTA Subsidies – \$1.5m**

**Almost 200 More!**

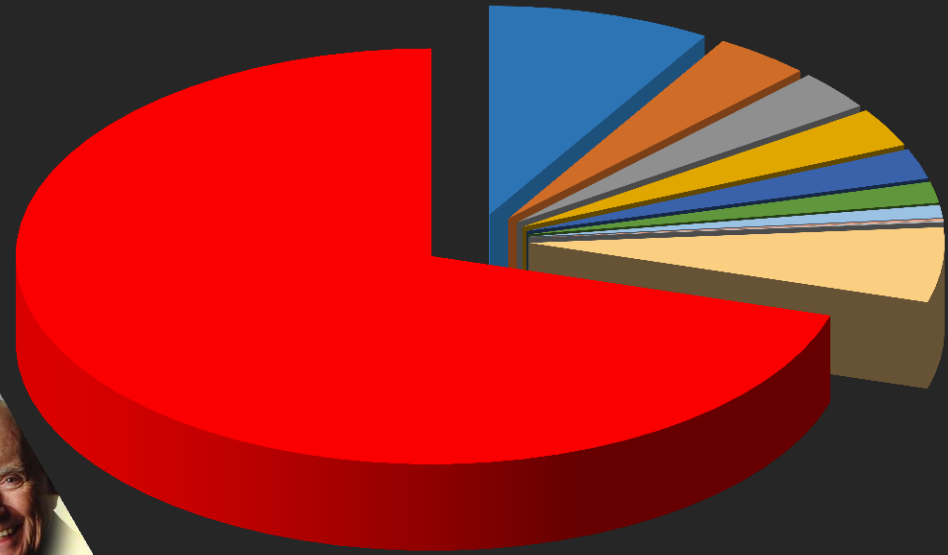
- Sheriff’s Department – \$13.1m
- Office of Senior Resources – \$5.7m
- Retiree Health Benefits– \$4.7m
- Emergency Services – \$4.6m
- Parks & Recreation – \$3.6m
- PART System – \$2.5m
- Outside Agencies – \$1.5m
- Veterans Service Agency – \$316k
- Youth Bureau – \$562k
- Operational Costs – \$8.1m

2016 Budget 2016 Budget 2016 Budget 2016 Budget 2016 Budget 2016 Budget

Federal & State  
MANDATED  
Programs



2016 Budget Expenses





# \$106.7m in

# Mandated Costs

70% of our  
expenses!

**Putnam's 9 For 90" - \$30.5m**  
**Social Services/Mental Health - \$24.1m**  
**Sheriff & Jail - \$15.5m**  
**Highways & Facilities - \$12.3m**  
**MTA Subsidies - \$1.5m**  
**Almost 200 More!**

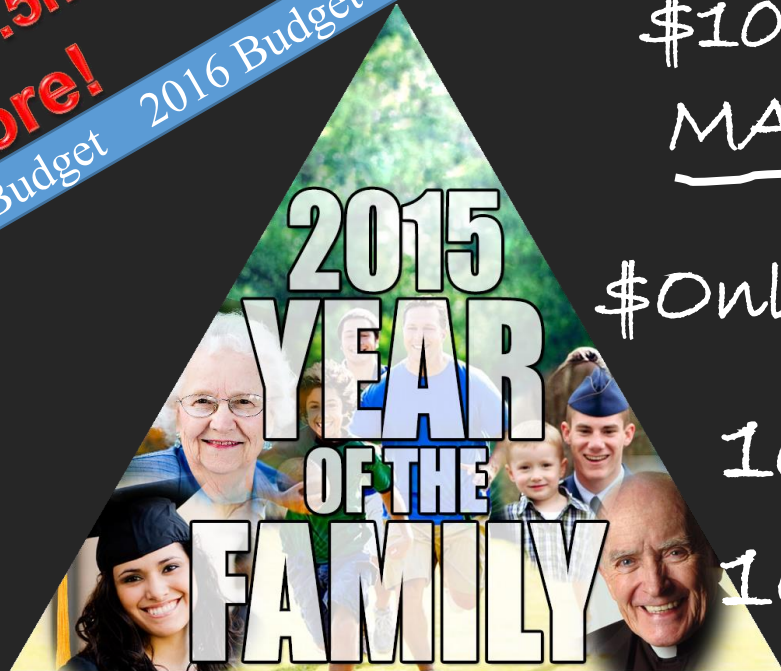
# Quality

**Sheriff's Dept**  
**Office of Senior Res**  
**Retiree Health Benefits - \$4.6m**  
**Emergency Services - \$3.6m**  
**Parks & Recreation - \$2.5m**  
**PART System - \$1.5m**  
**Outside Agencies - \$316k**  
**Veterans Service Agency - \$562k**  
**Youth Bureau - \$8.1m**  
**Operational Costs - \$8.1m**

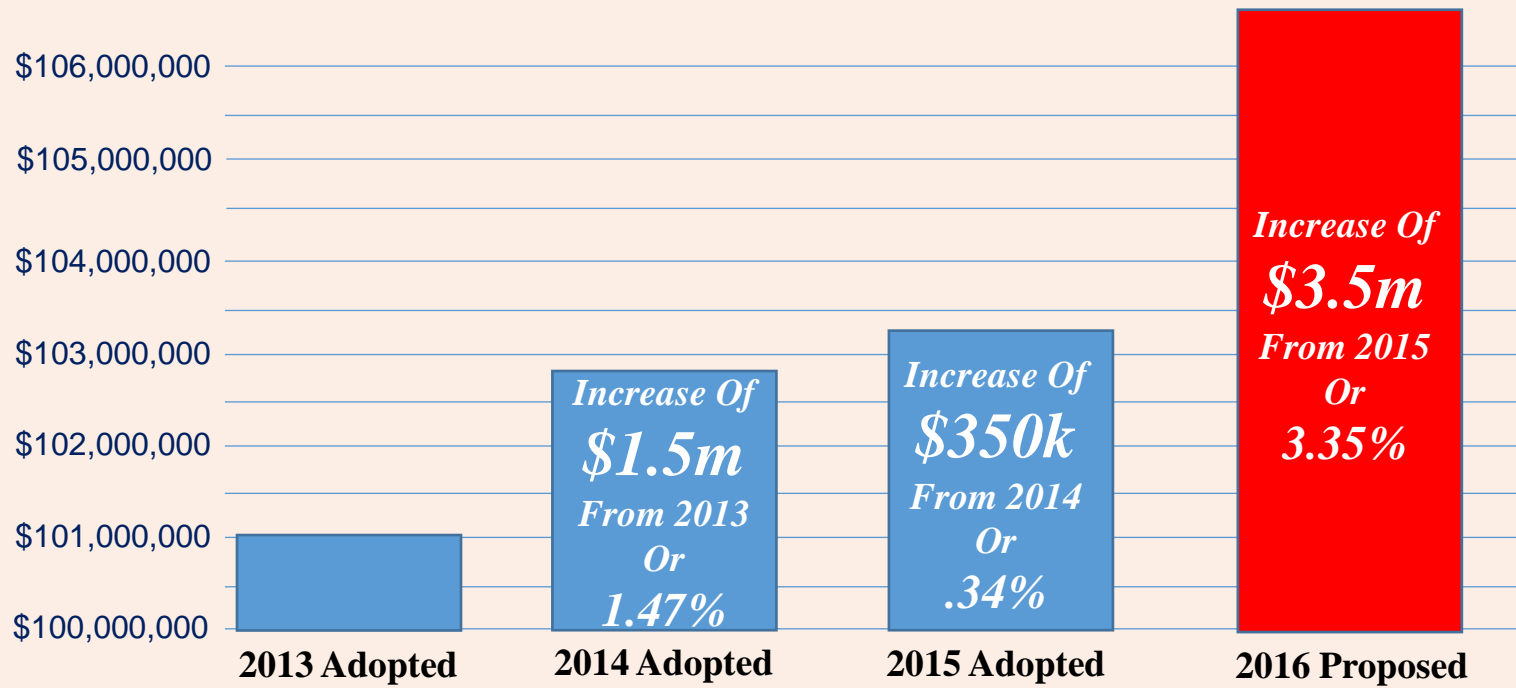
## \$44.7m to provide Quality of Life Services

\$106.7m in expenses for  
MANDATED PROGRAMS

\$Only \$28.8m Reimbursed  
100% of the work for  
16% of the funding!



# Expenses For Mandated Costs



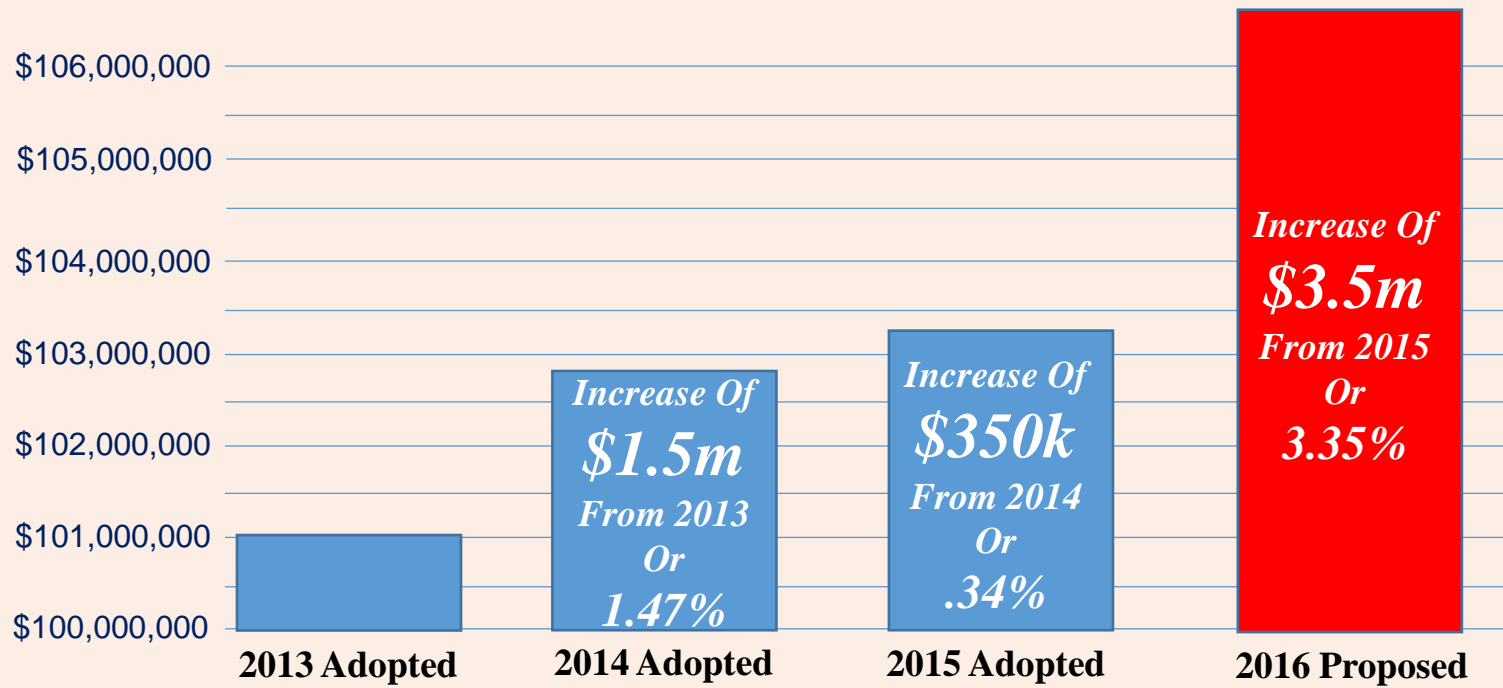
MANDATED costs  
continue to rise



In just 3 years we  
have seen our costs  
increase over  
\$5.3m



# Expenses For Mandated Costs



MANDATED COSTS  
continue to rise

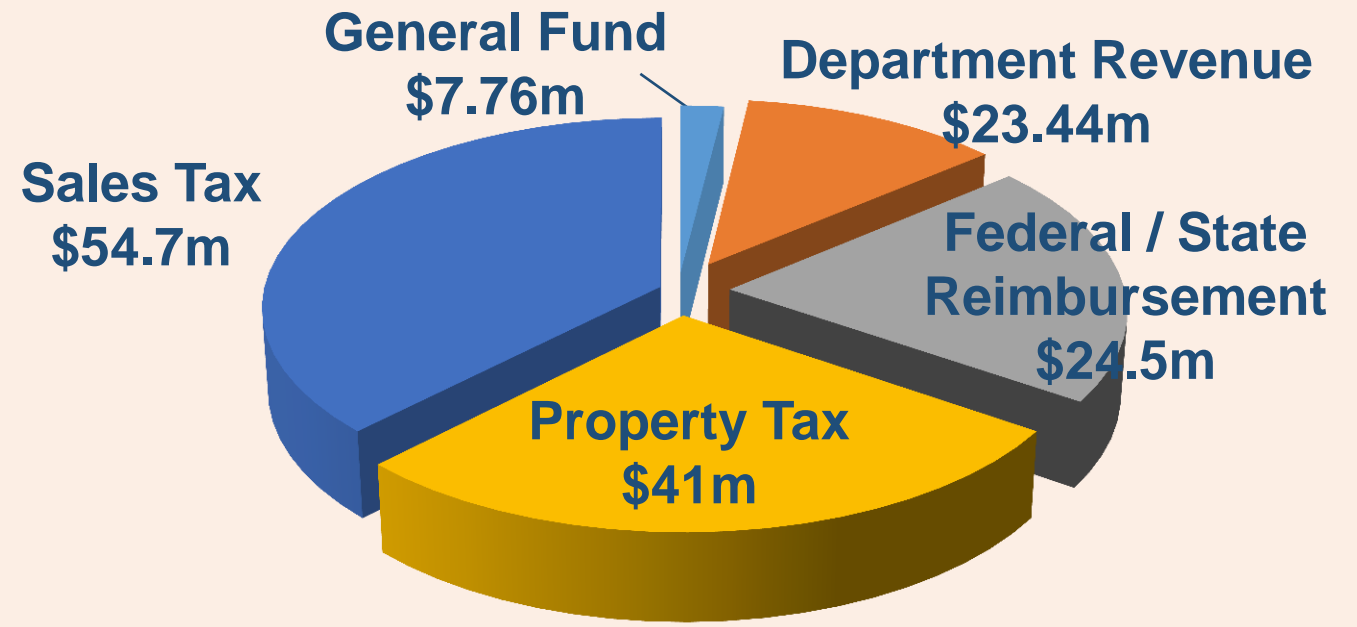


The increase in  
MANDATES this  
Year = 8 times the  
2016 Tax Cap!



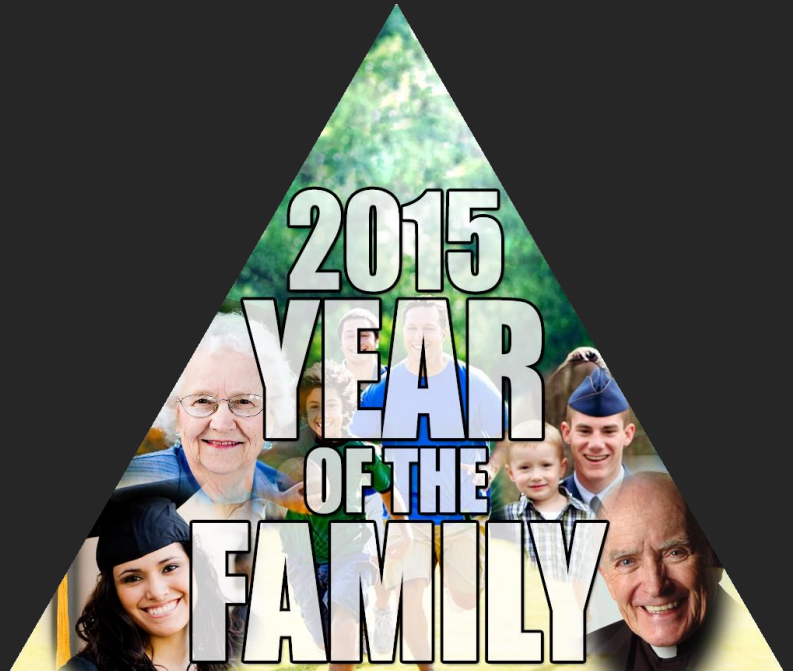
# \$151.4m

## 2016 Anticipated Revenue



2016 Budget 2016 Budget 2016 Budget 2016 Budget 2016 Budget 2016 Budget

2016  
Budget  
Revenue



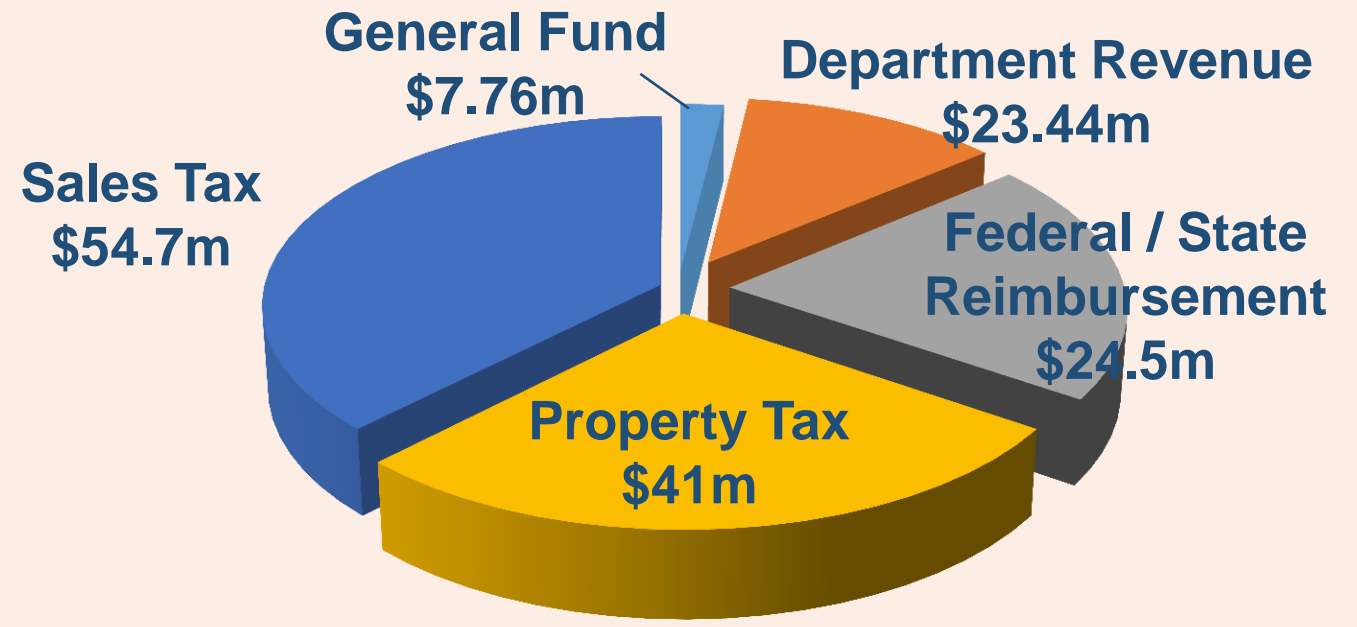
Focusing  
on our  
Revenue





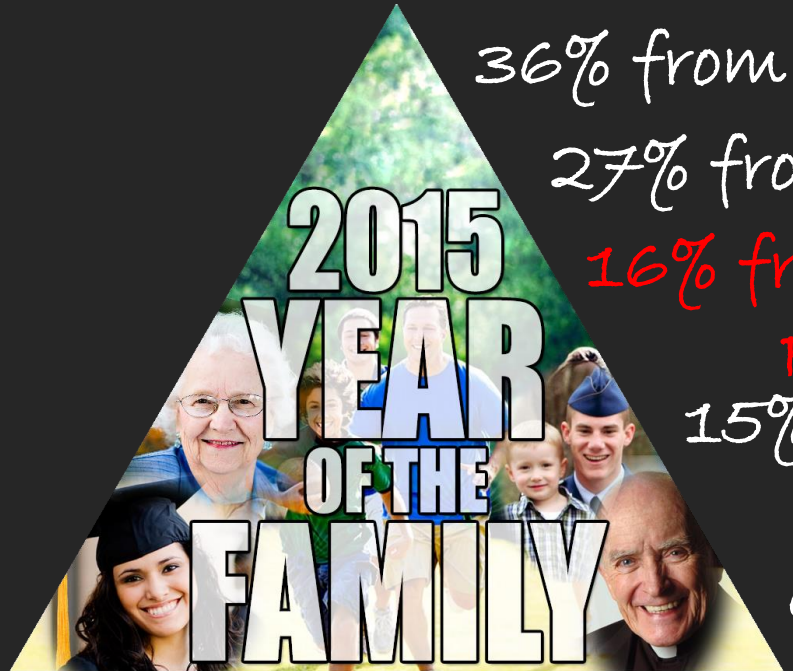
# \$151.4m

## 2016 Anticipated Revenue



2016 Budget 2016 Budget 2016 Budget 2016 Budget 2016 Budget 2016 Budget

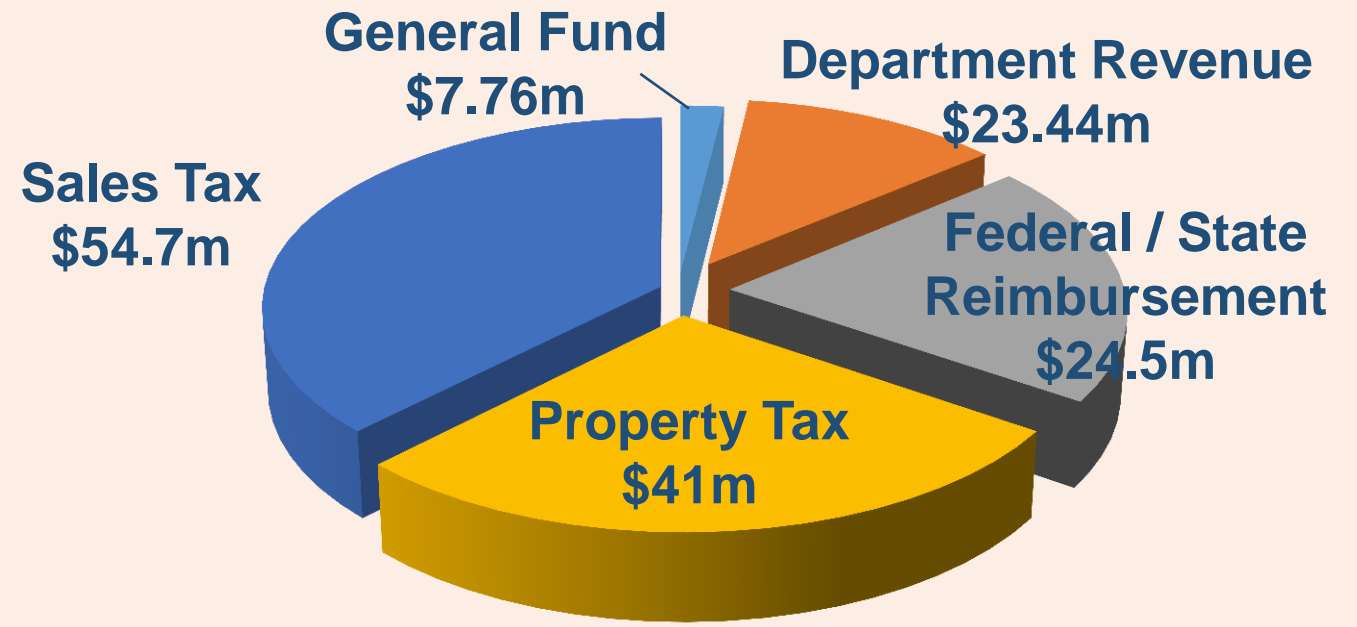
# 2016 Budget Revenue



36% from Sales Tax  
 27% from Property Tax  
 16% from Federal/State Reimbursement  
 15% from Department Revenue  
 6% from the General Fund

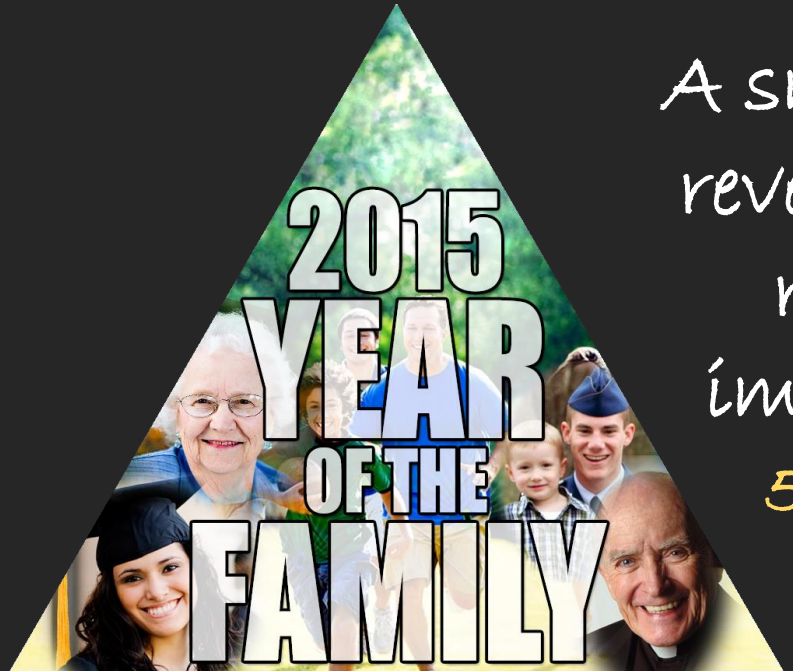


**\$151.4m**  
**2016 Anticipated Revenue**



2016 Budget 2016 Budget 2016 Budget 2016 Budget 2016 Budget 2016 Budget

2016  
Budget  
Revenue



A small change in any one revenue line i.e. *SafetyNet* results in a dramatic impact to our bottom line

*50/50 vs 71/29 = \$125k*

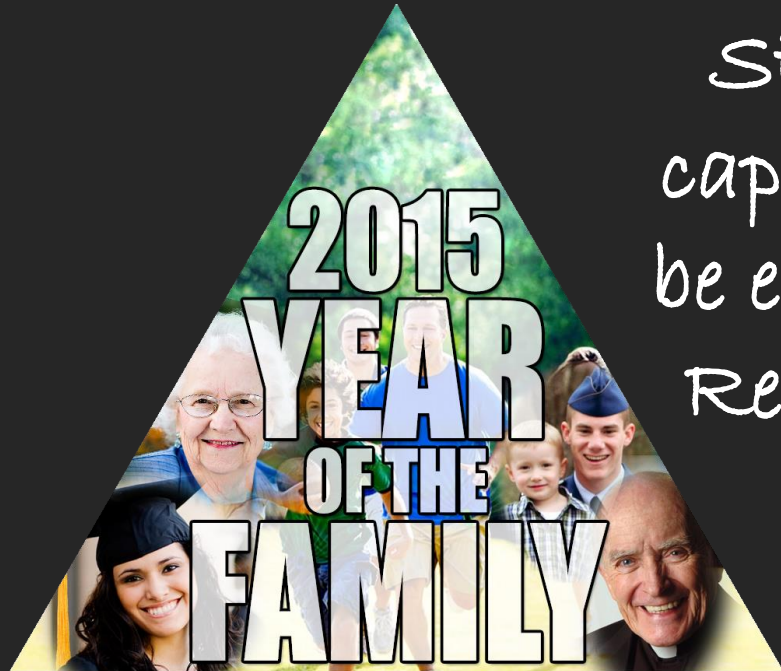
*2011-12 State Budget*



# Our administration pledges to stay within the Tax Cap

2016 Budget 2016 Budget 2016 Budget 2016 Budget 2016 Budget 2016 Budget

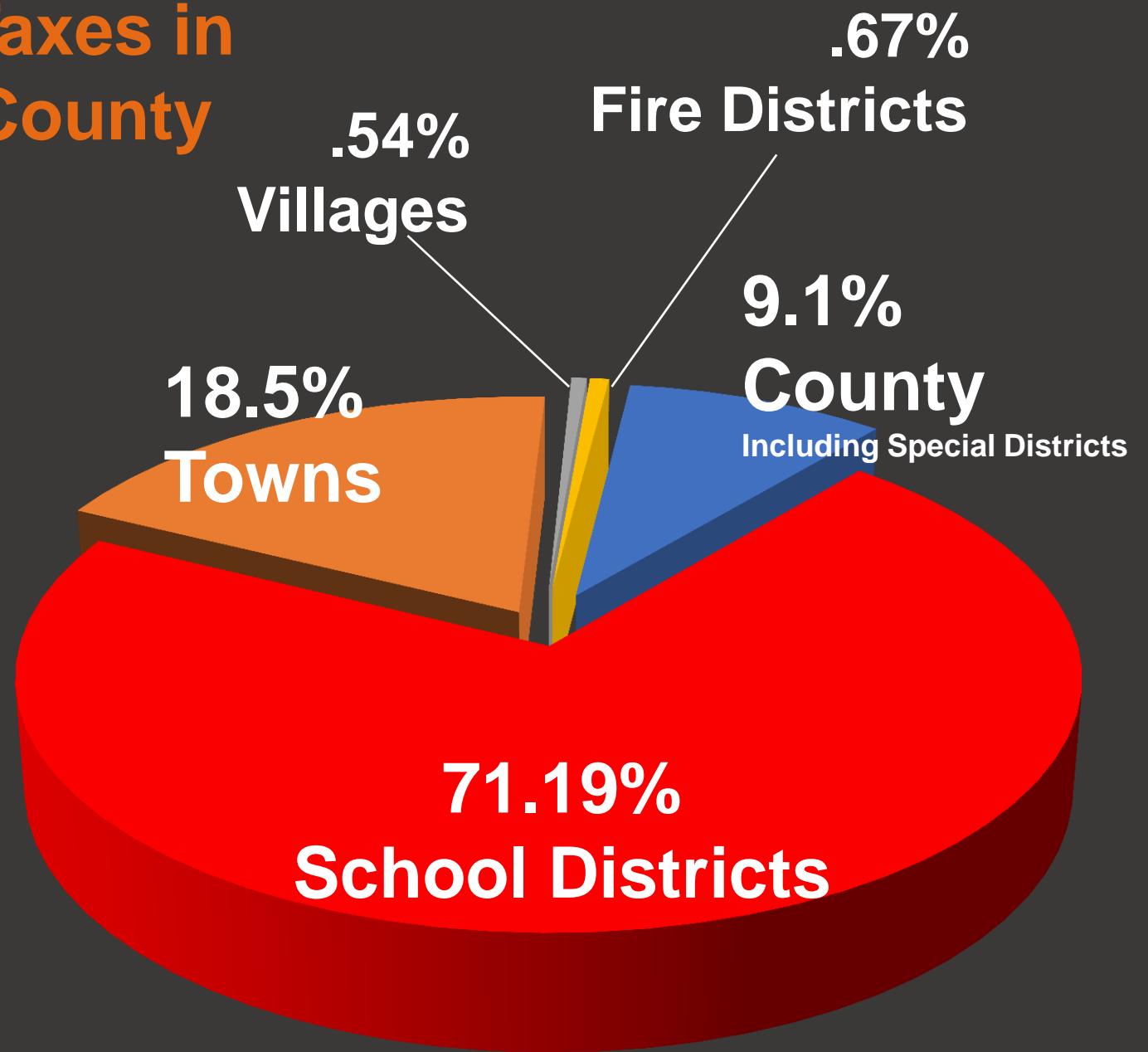
Focusing on  
Property Tax



Staying within the tax cap allows our residents to be eligible for Property Tax Rebate Checks, which are yet to be calculated by NYS



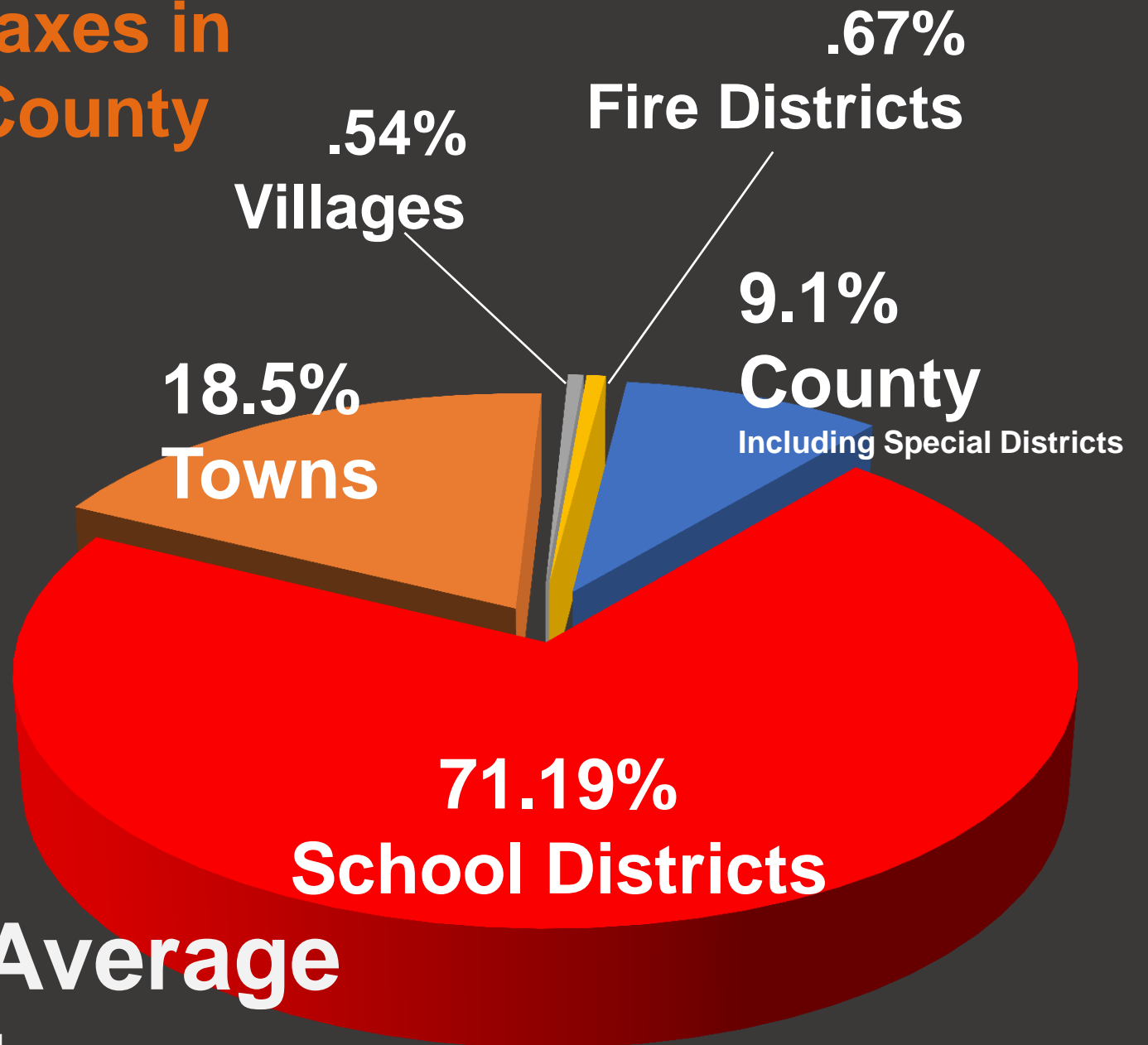
# Property Taxes in Putnam County



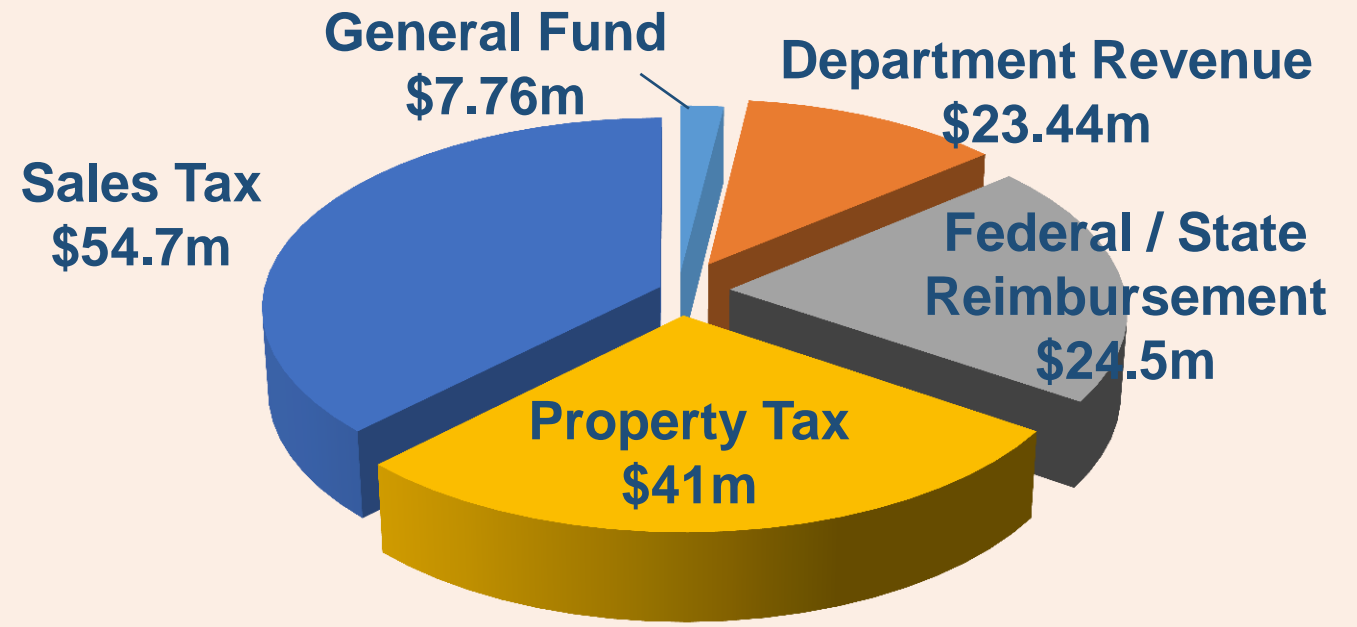
# Property Taxes in Putnam County

At 9.1%, Putnam County has the lowest portion of the total property tax bill of any County in the State of New York!!

The NYS County Average is 21.52%!

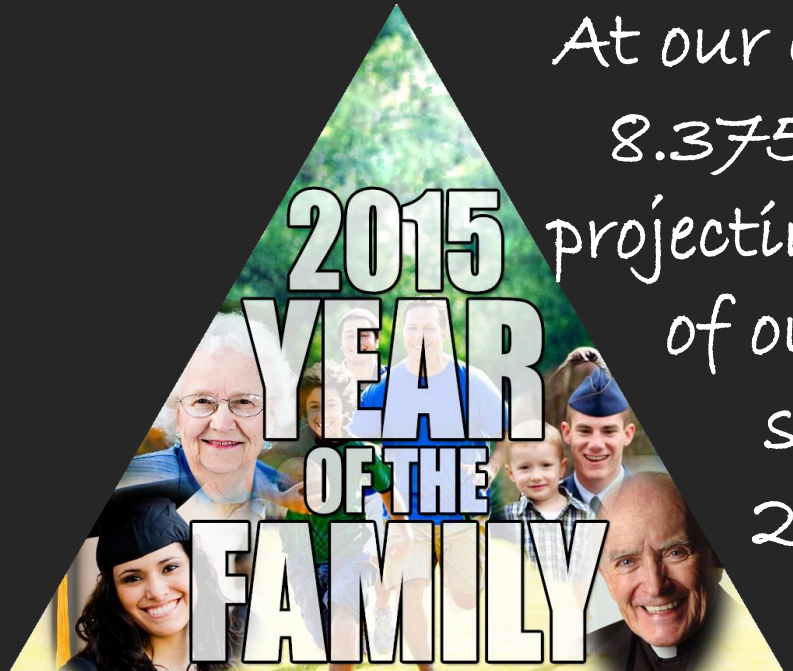




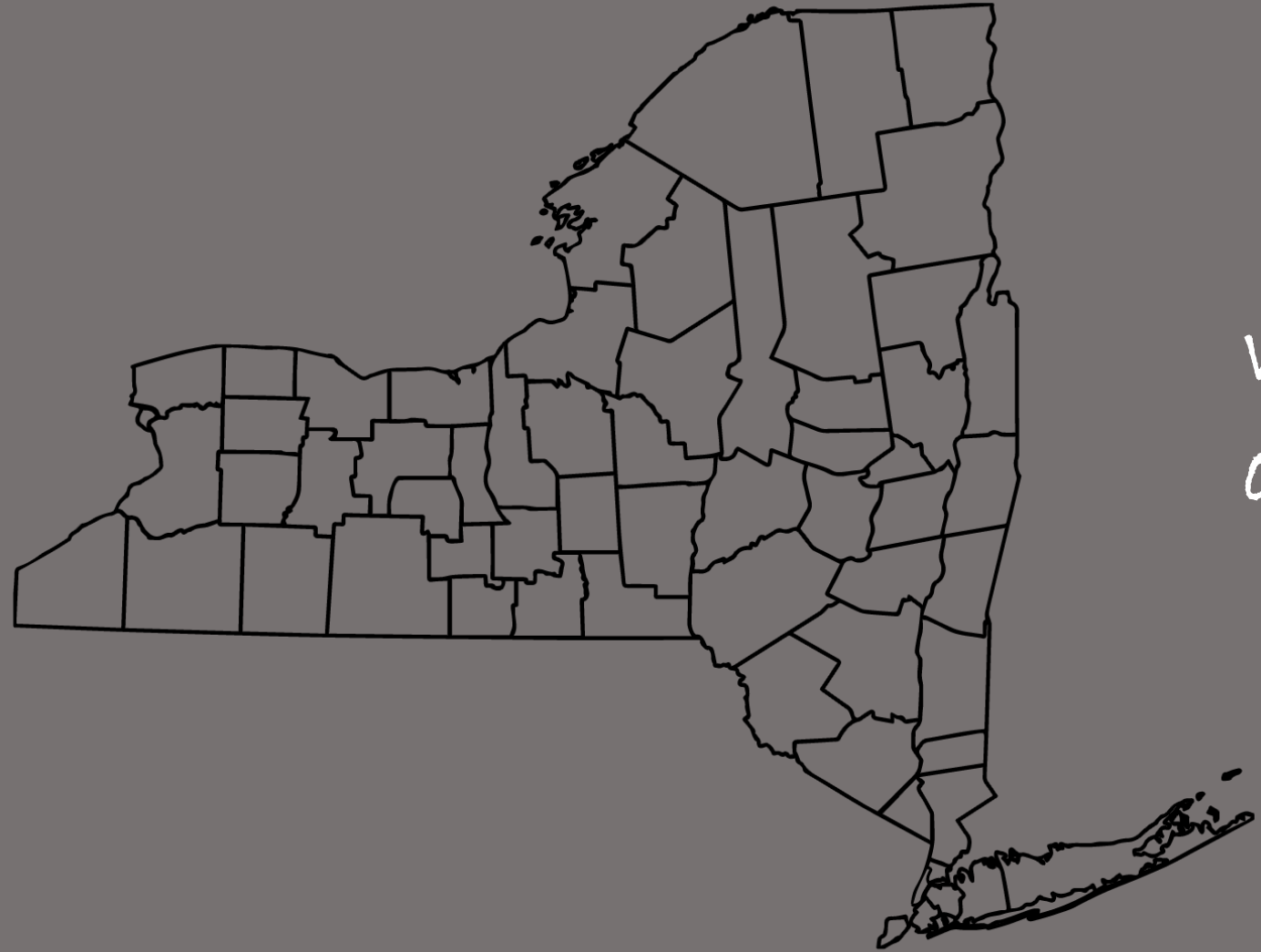


2016 Budget 2016 Budget 2016 Budget 2016 Budget 2016 Budget 2016 Budget

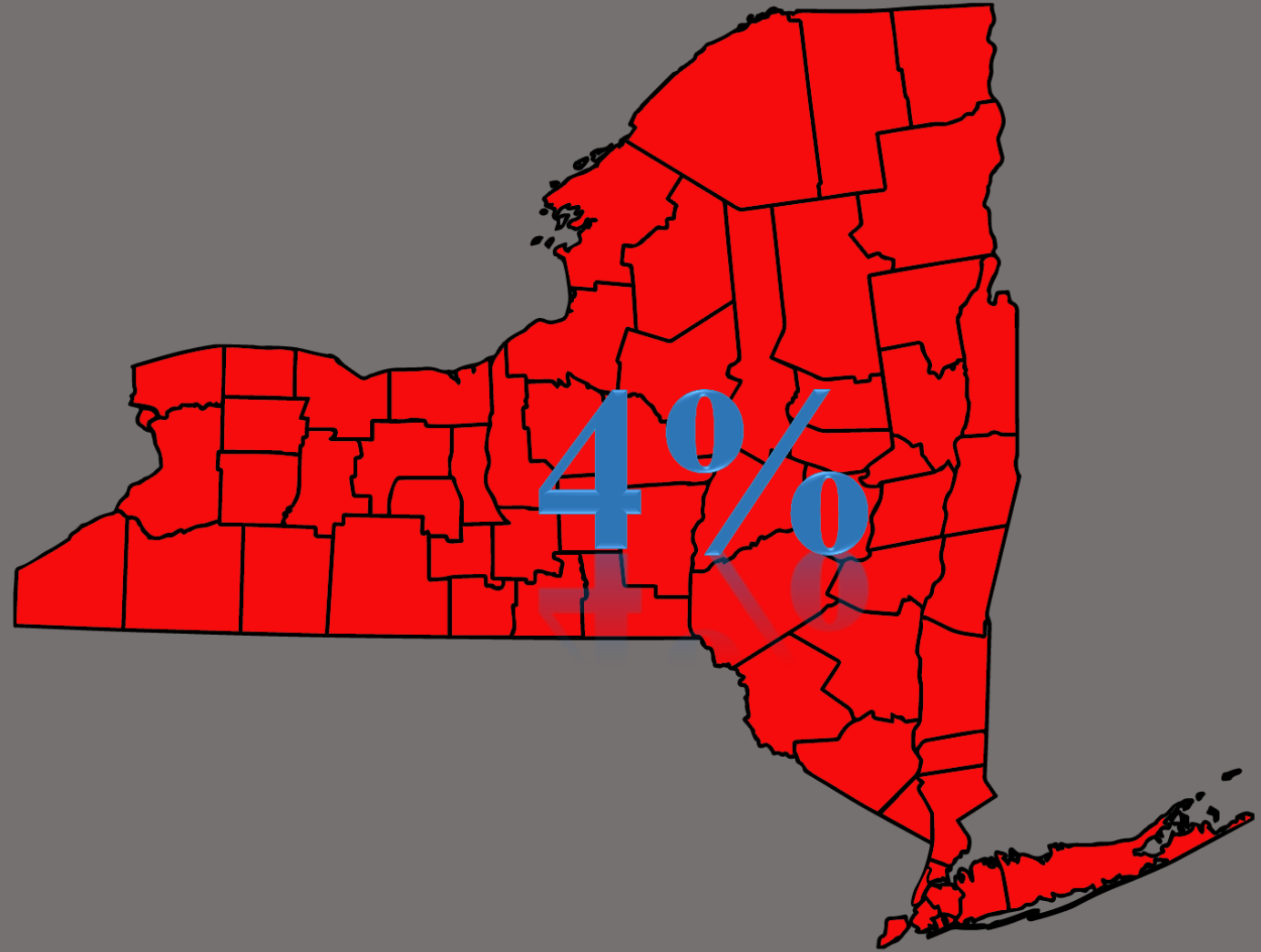
Focusing on  
Sales Tax



At our current Sales Tax Rate of 8.375% we are conservatively projecting \$54.7m which is 36% of our revenue. This is the same amount in the 2015 adopted budget



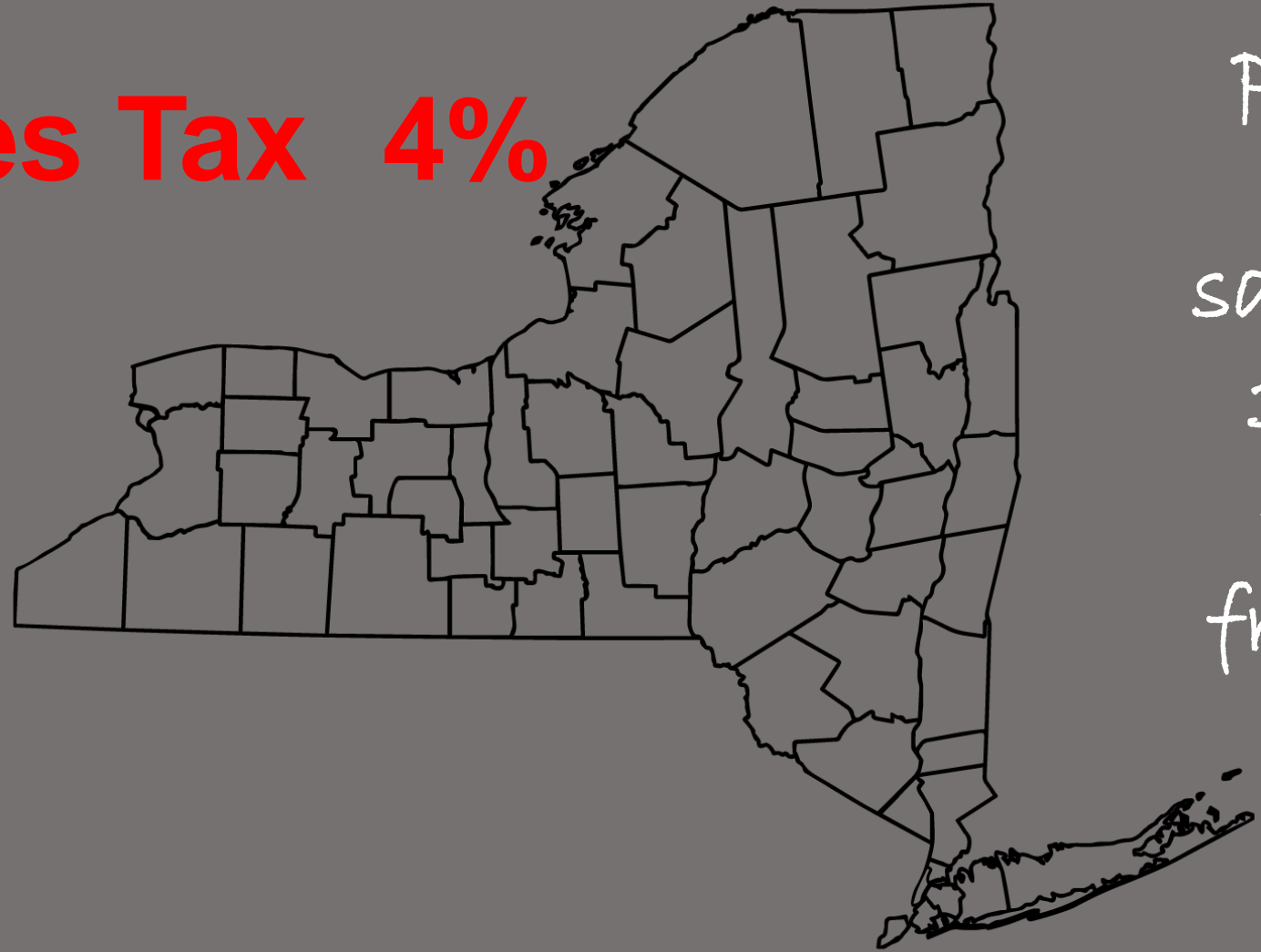
How does  
that  
compare  
with the rest  
of New York  
State?



NYS  
Collects 4%  
in sales tax  
across the  
state



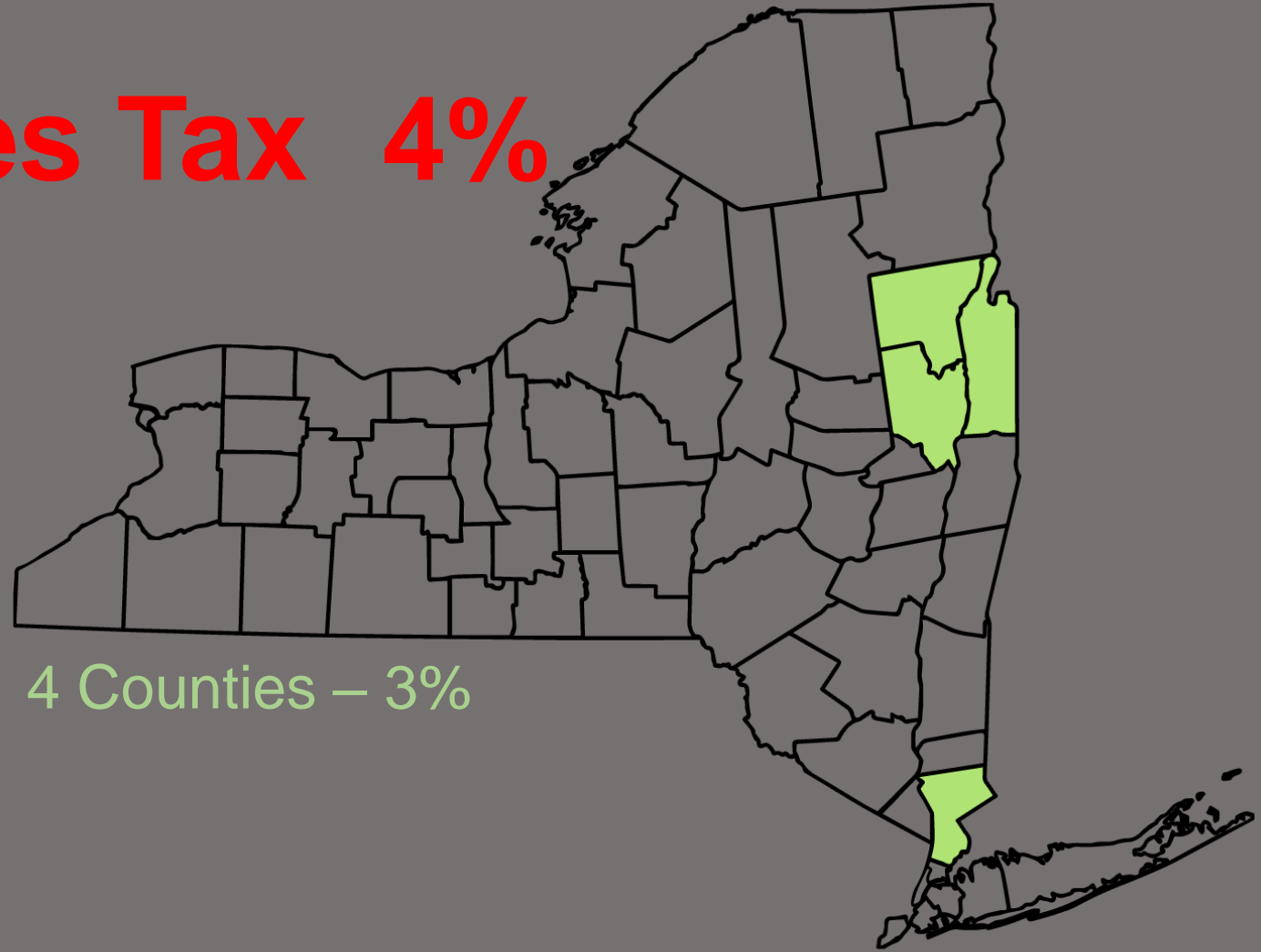
# NYS Sales Tax 4%



Counties are permitted to levy local sales tax up to 3% without legislation from Albany



# NYS Sales Tax 4%



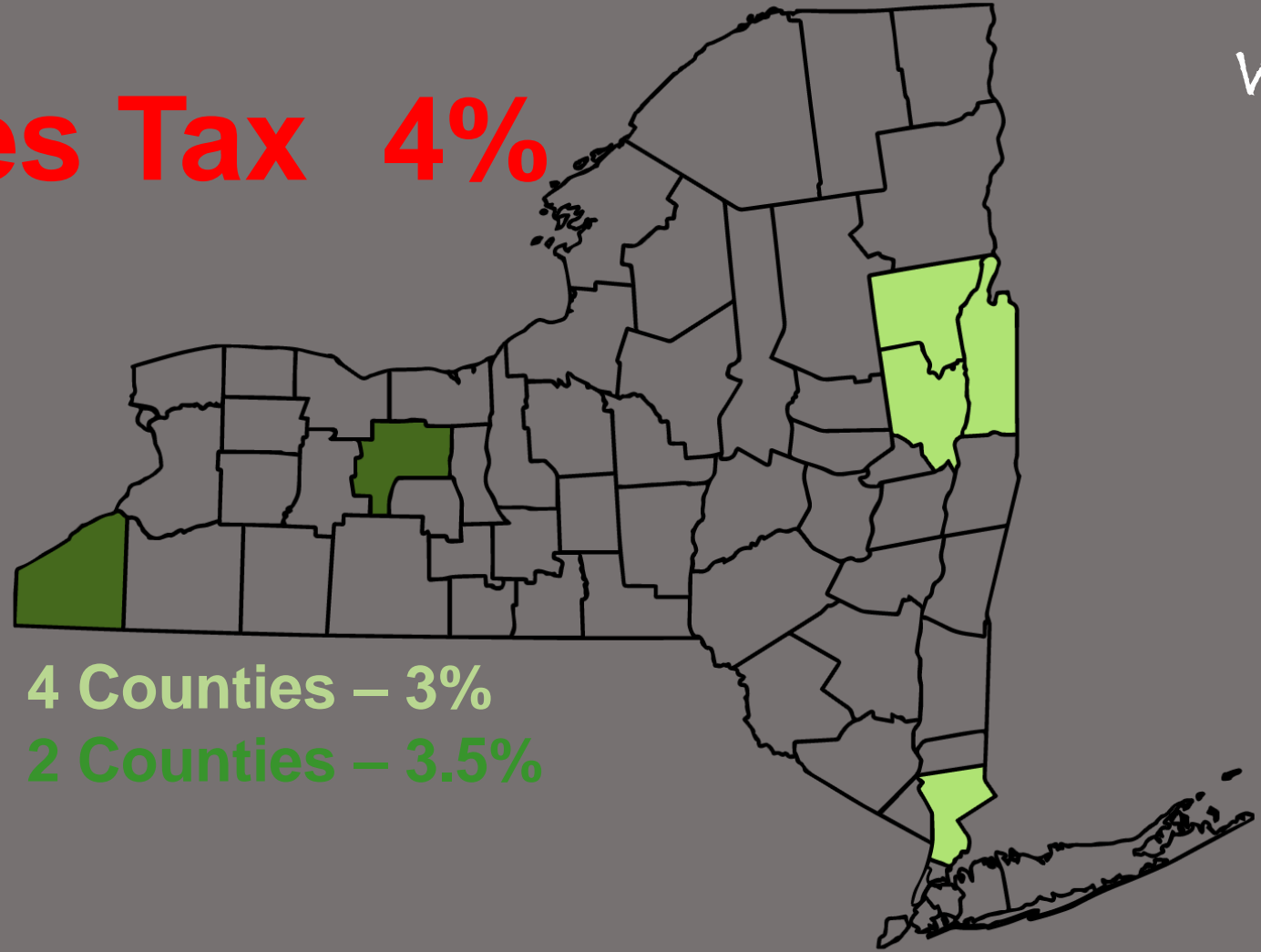
4 Counties  
with a 3%  
Sales Tax  
Rate

4 Counties – 3%





# NYS Sales Tax 4%

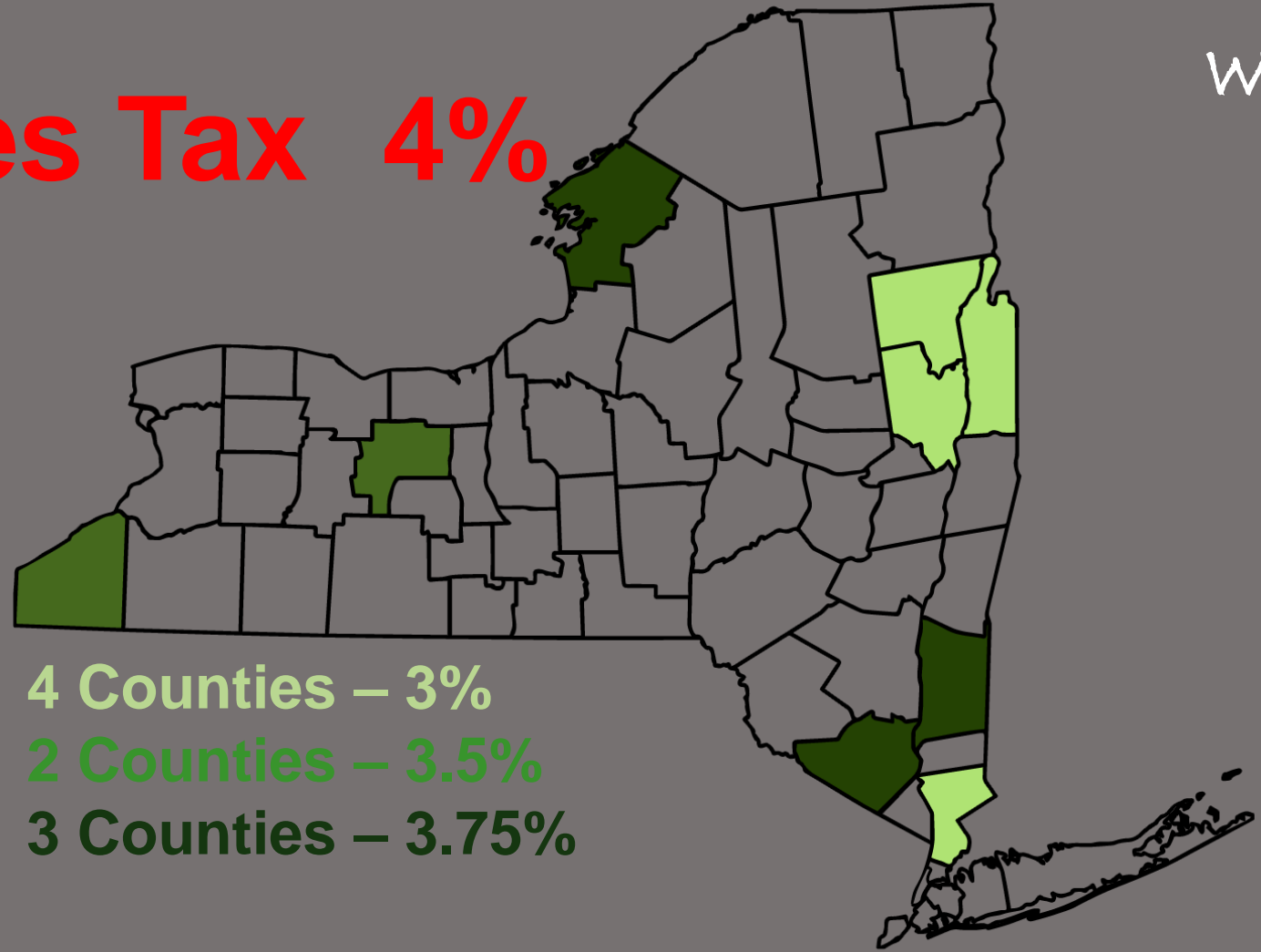


2 Counties  
with a 3.5%  
Sales Tax  
Rate

4 Counties – 3%  
2 Counties – 3.5%



# NYS Sales Tax 4%



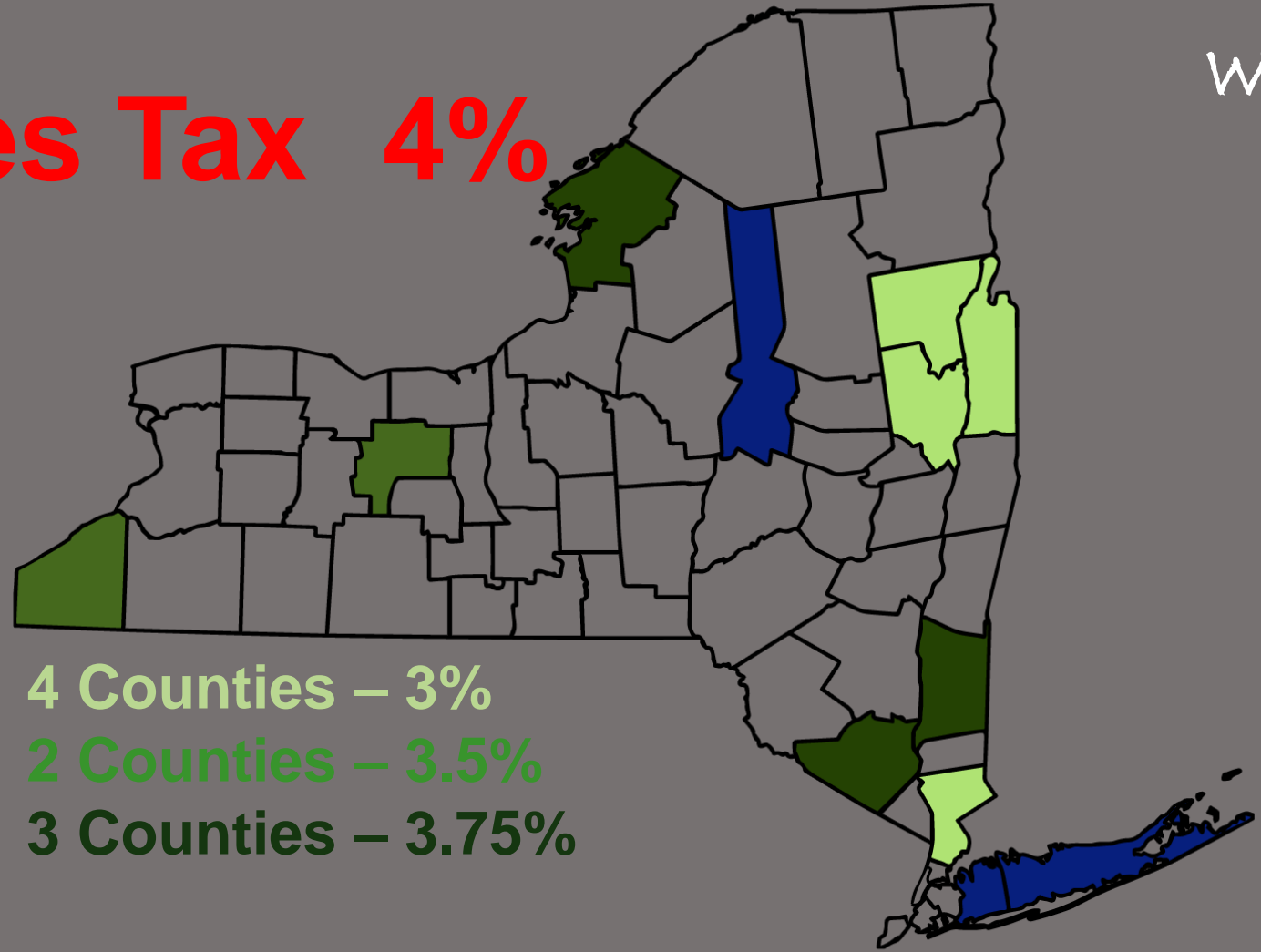
- 4 Counties – 3%
- 2 Counties – 3.5%
- 3 Counties – 3.75%

3 Counties  
with a 3.75%  
Sales Tax  
Rate



# NYS Sales Tax 4%

3 Counties  
with a 4.25%  
Sales Tax  
Rate



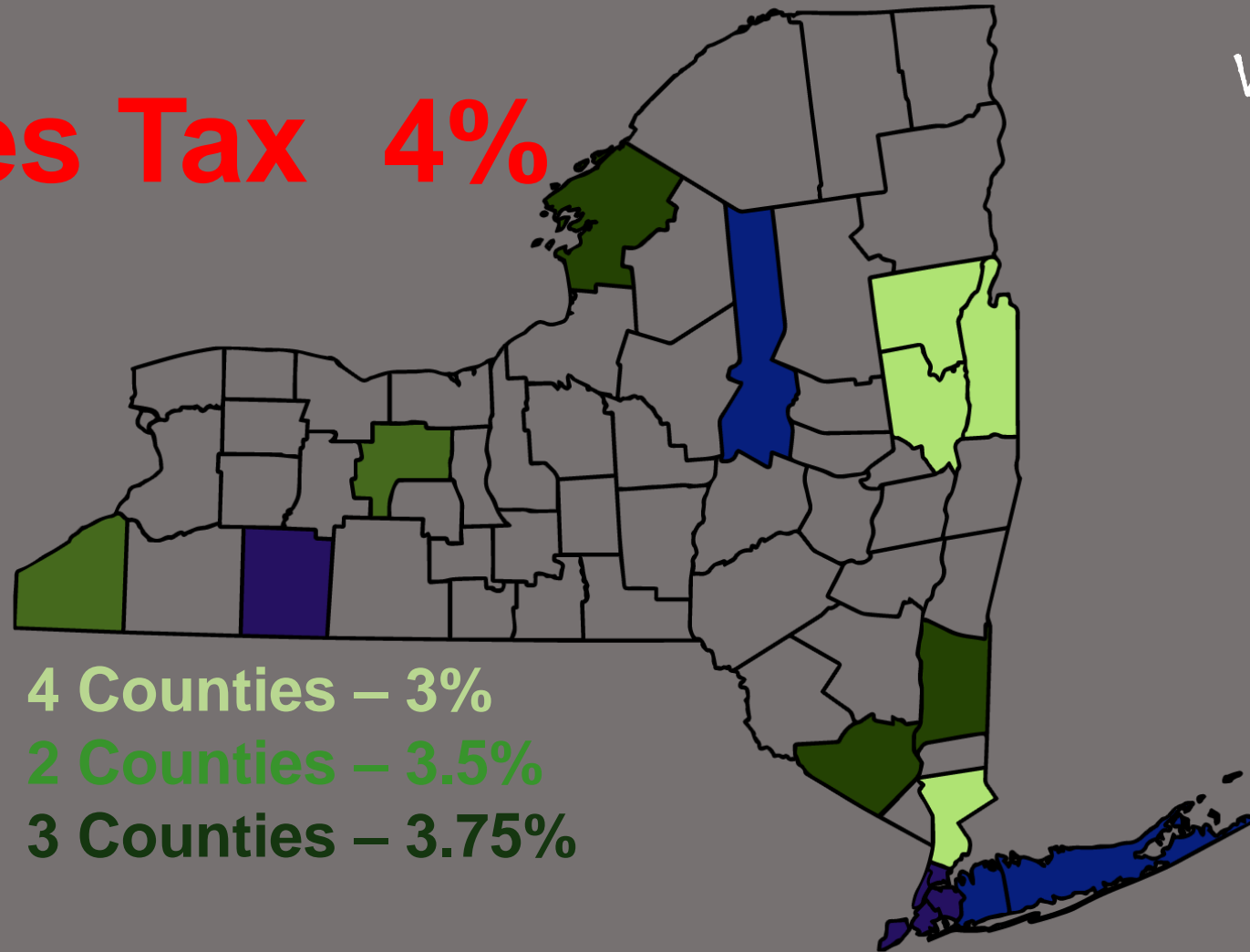
4 Counties – 3%

2 Counties – 3.5%

3 Counties – 3.75%

3 Counties – 4.25%

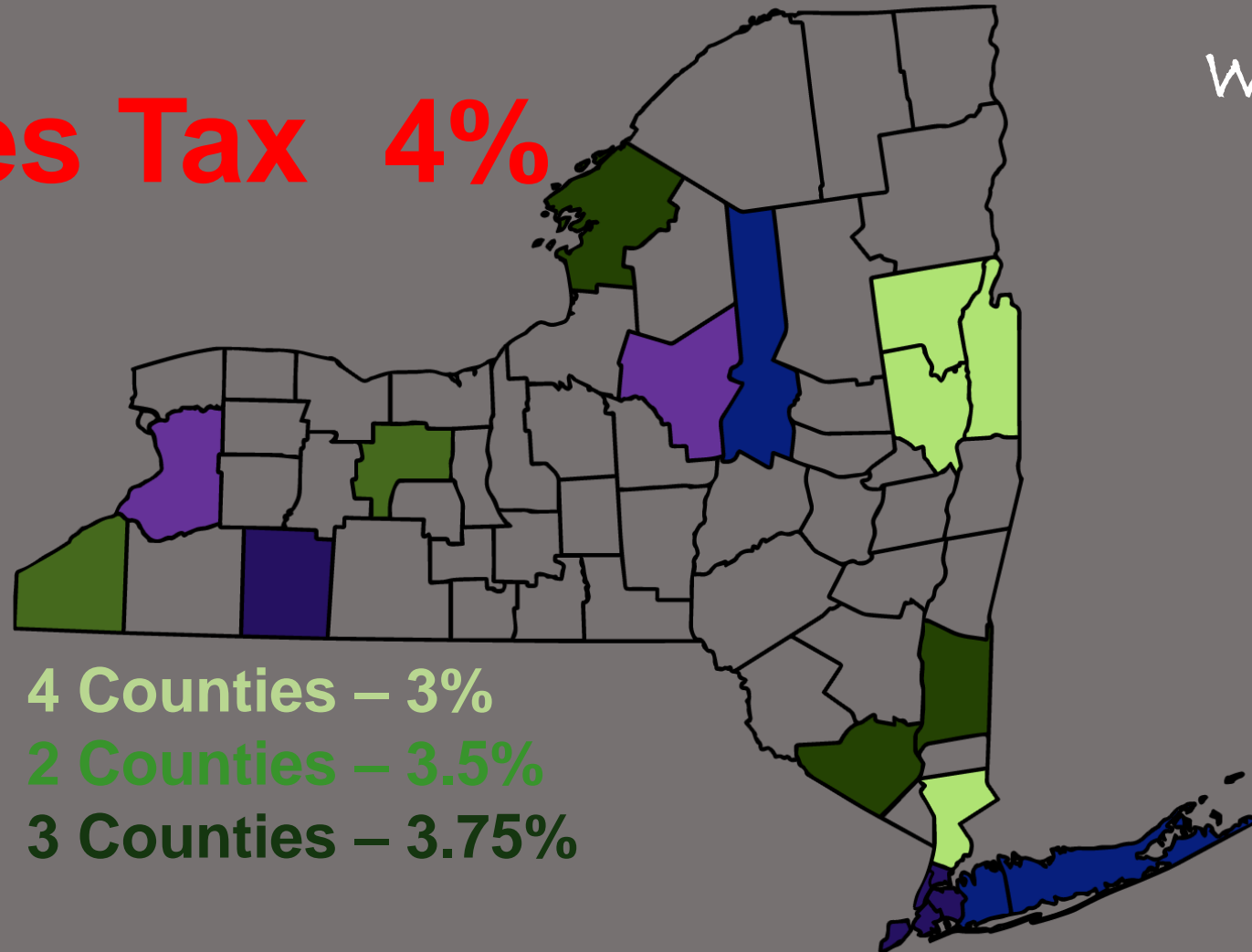
# NYS Sales Tax 4%



6 Counties  
with a 4.5%  
Sales Tax  
Rate

- 4 Counties – 3%
- 2 Counties – 3.5%
- 3 Counties – 3.75%
- 3 Counties – 4.25%
- 6 Counties – 4.5%

# NYS Sales Tax 4%




2 Counties  
with a 4.75%  
Sales Tax  
Rate

- 4 Counties – 3%
- 2 Counties – 3.5%
- 3 Counties – 3.75%
- 3 Counties – 4.25%
- 6 Counties – 4.5%
- 2 Counties – 4.75%



# NYS Sales Tax 4%

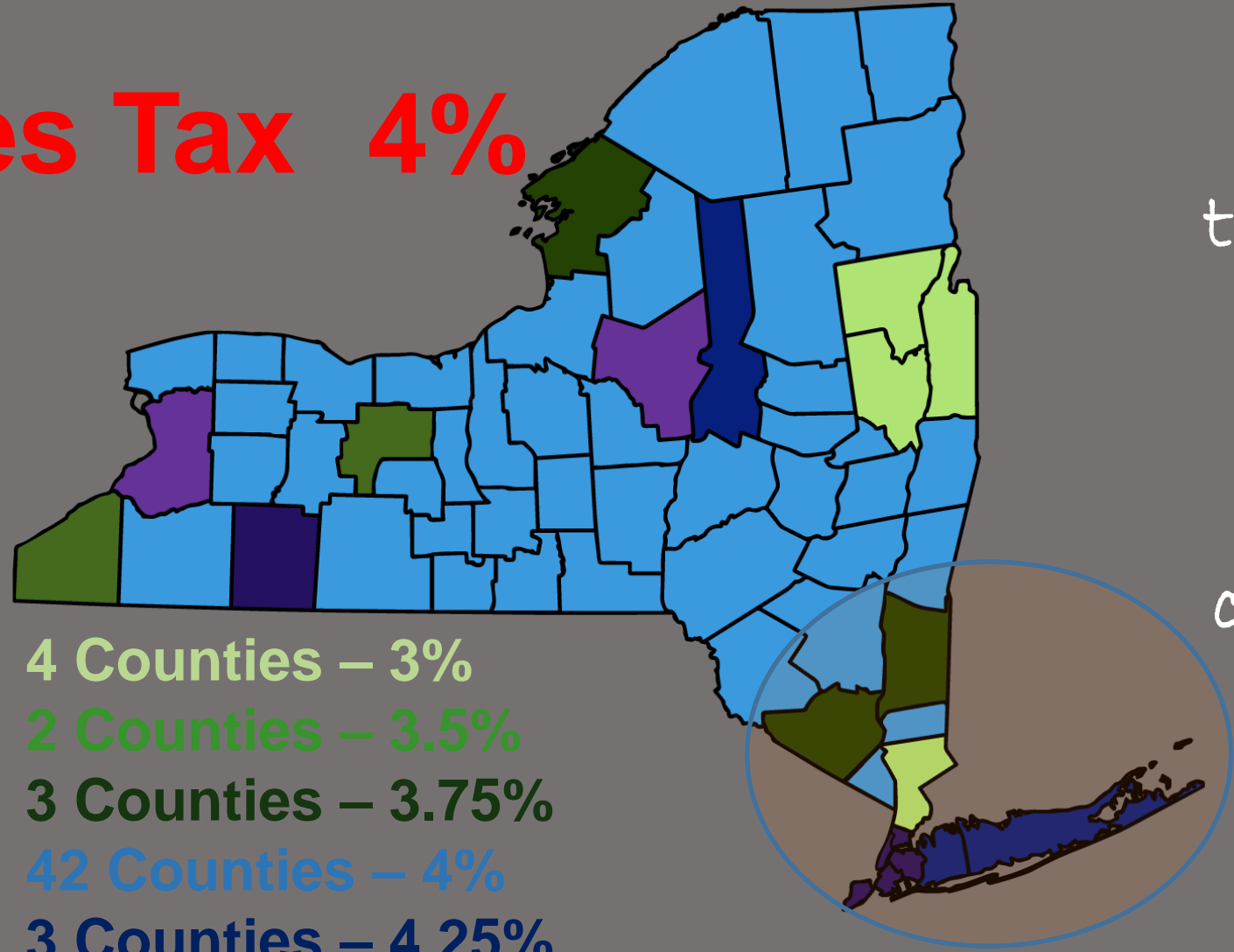


42 Counties  
including  
Putnam, have  
established a  
4% Sales Tax  
Rate

- 4 Counties – 3%
- 2 Counties – 3.5%
- 3 Counties – 3.75%
- 42 Counties – 4%
- 3 Counties – 4.25%
- 6 Counties – 4.5%
- 2 Counties – 4.75%



# NYS Sales Tax 4%



- 4 Counties – 3%
- 2 Counties – 3.5%
- 3 Counties – 3.75%
- 42 Counties – 4%
- 3 Counties – 4.25%
- 6 Counties – 4.5%
- 2 Counties – 4.75%

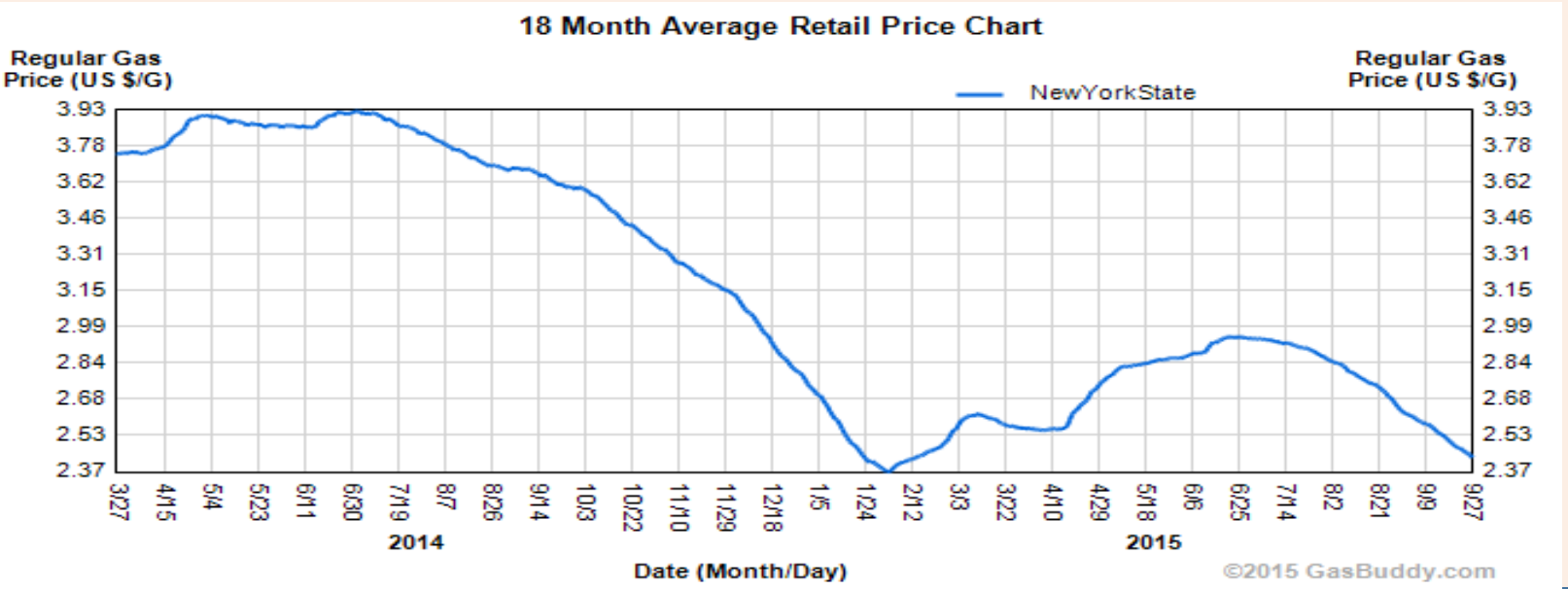
In addition to State & County sales tax, there is an additional .375% MTA surcharge collected in 12 Counties including Putnam County



# NYS Sales Tax 4%

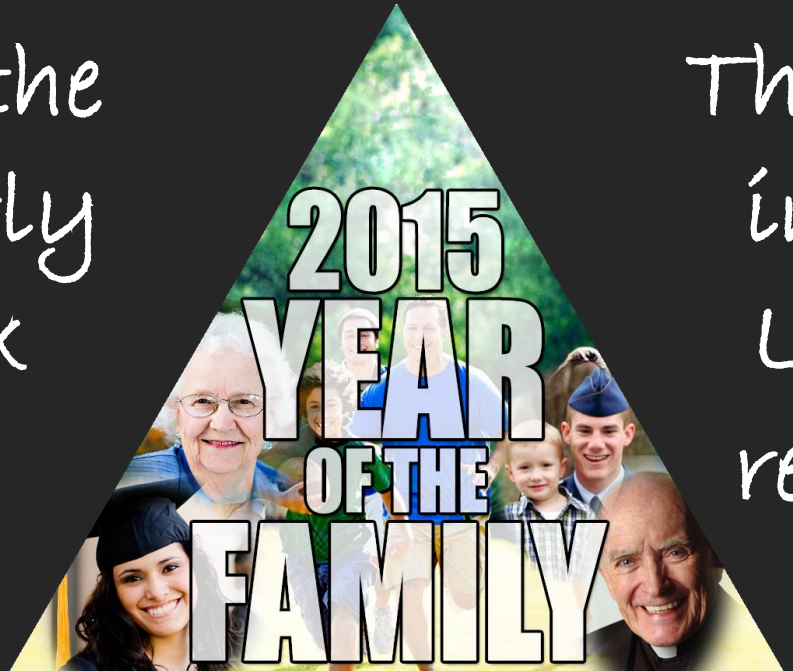
Clearly, nearly all NYS Counties have been forced to set their sales tax rates to pay for unfunded MANDATES.

Until Counties get needed mandate relief, sales tax rate cuts won't be possible in Putnam County... or anywhere else in NYS

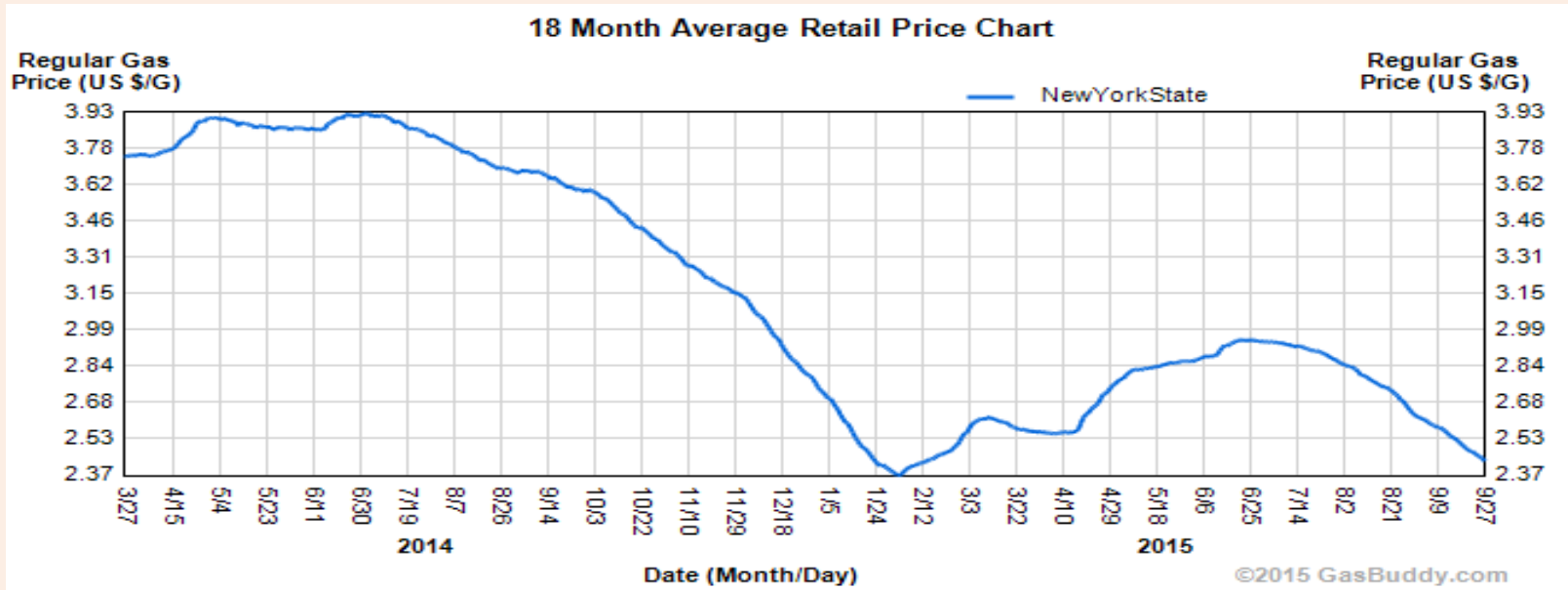


2016 Budget 2016 Budget 2016 Budget 2016 Budget 2016 Budget 2016 Budget

Sales throughout the County also directly impact Sales Tax Revenue

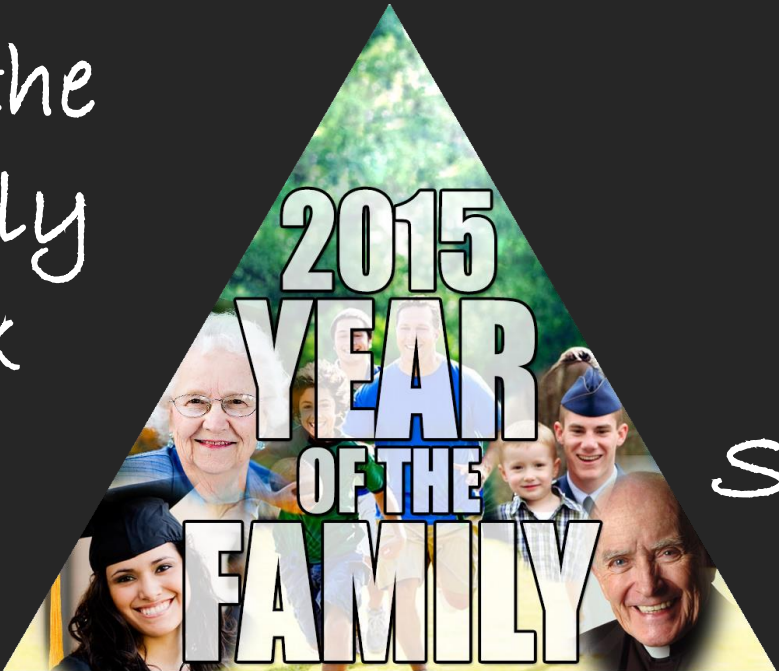


This is most notable in gasoline prices Lower gross sales result in lower tax revenue



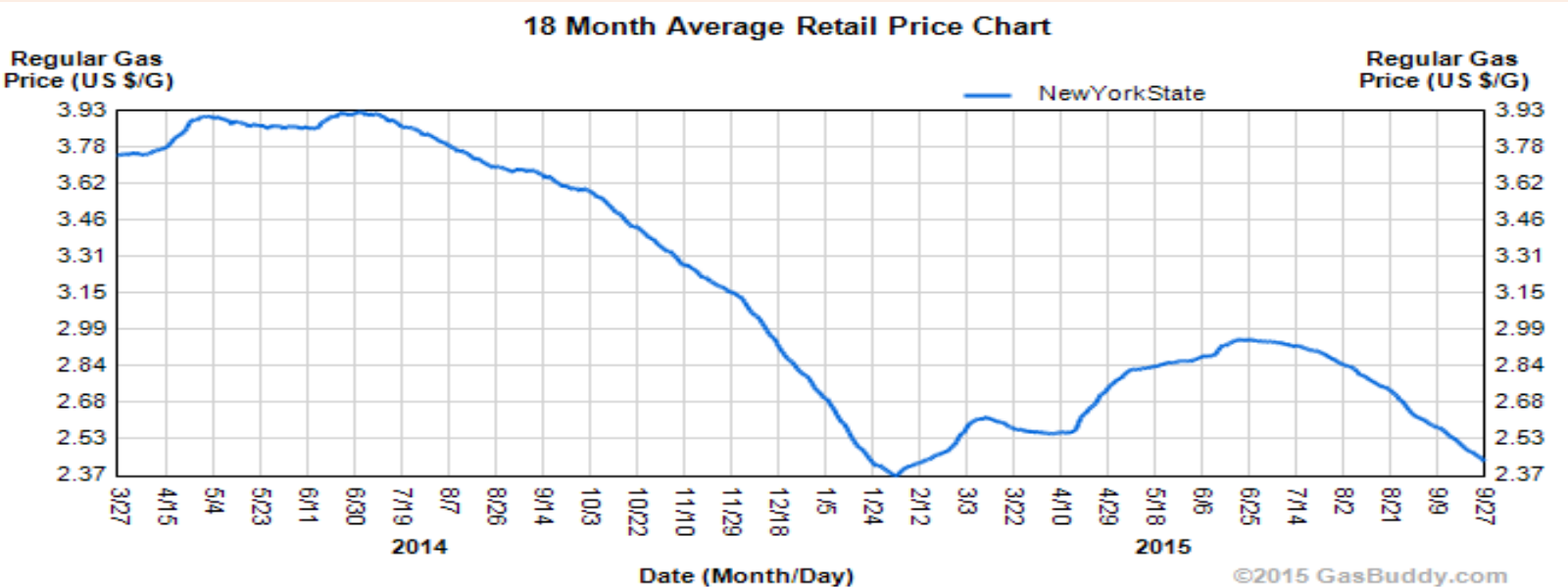
2016 Budget 2016 Budget 2016 Budget 2016 Budget 2016 Budget 2016 Budget

Sales throughout the County also directly impact Sales Tax Revenue



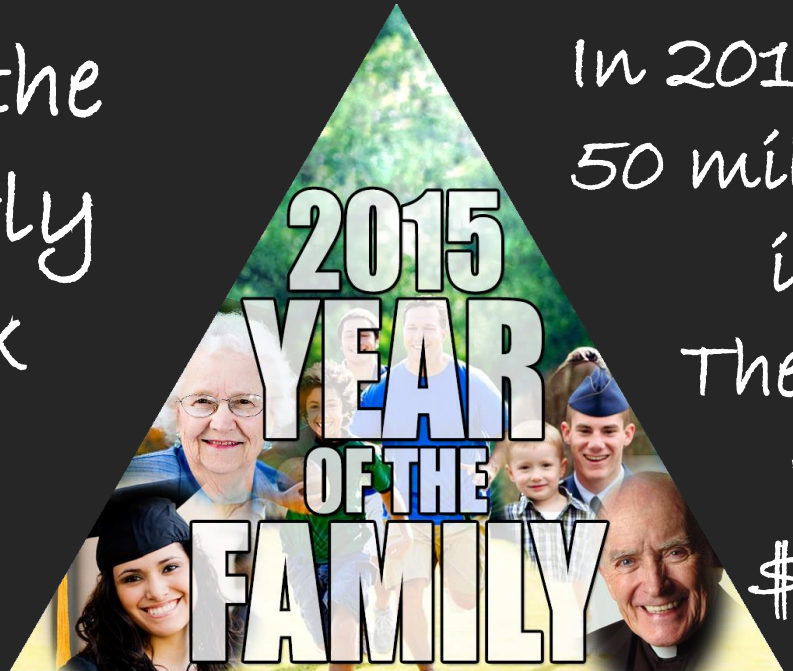
Cost per gallon  
 March of 2014  
 \$3.74  
 September of 2015  
 \$2.40





2016 Budget 2016 Budget 2016 Budget 2016 Budget 2016 Budget 2016 Budget

Sales throughout the County also directly impact Sales Tax Revenue



In 2014 we sold approximately 50 million gallons of gasoline in Putnam County. The reduced price/gallon results in a loss of \$2.7m Tax Revenue



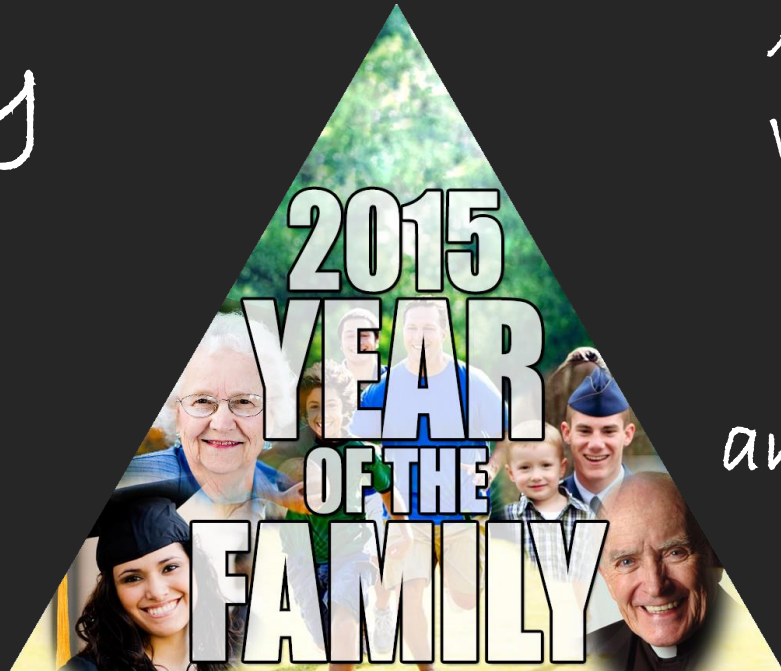
PUTNAM COUNTY  
Where the Country Begins



Putnam County  
**Chambers**  
of Commerce

2016 Budget 2016 Budget 2016 Budget 2016 Budget 2016 Budget 2016 Budget

Putnam County  
Tourism



An aggressive campaign  
with the Putnam County  
Chambers of Commerce,  
our Tourism Department  
and I♥NY = more visitors  
= more tax revenue



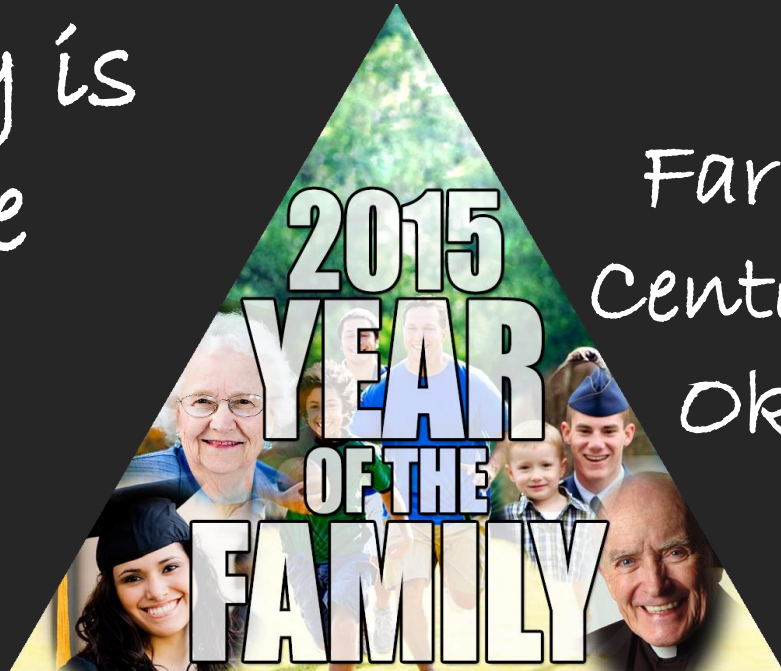
**PUTNAM COUNTY**  
Where the Country Begins



Putnam County  
**Chambers**  
of Commerce

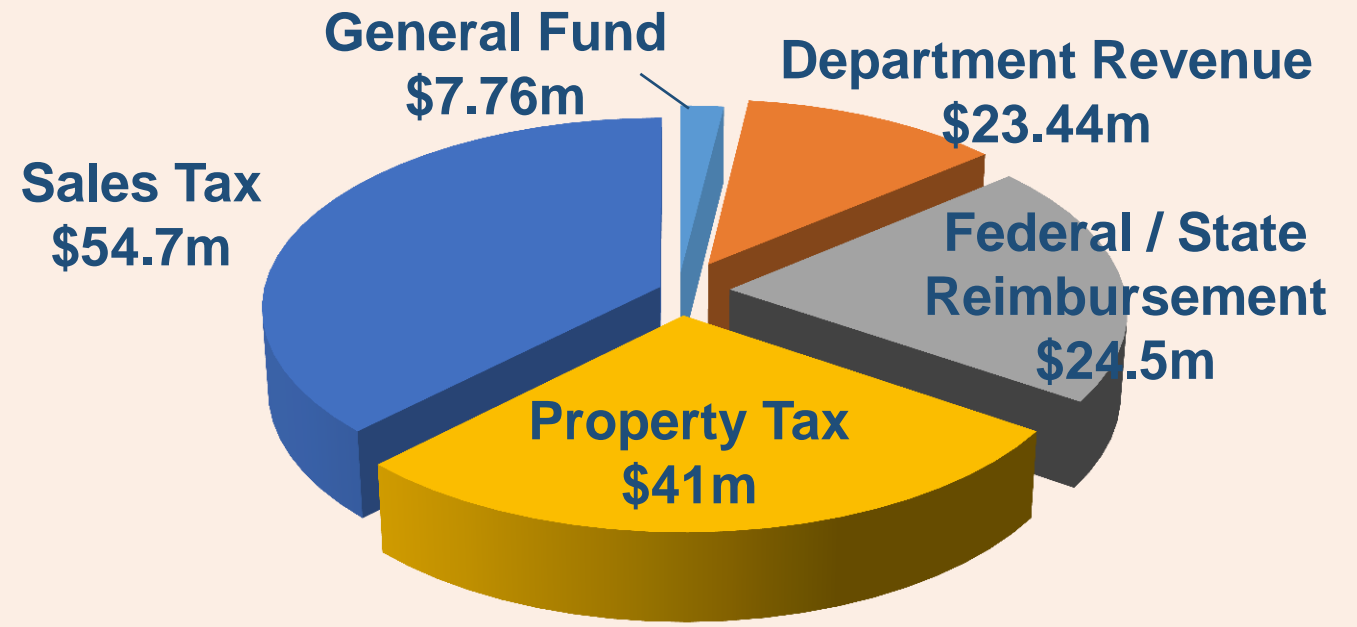
2016 Budget 2016 Budget 2016 Budget 2016 Budget 2016 Budget 2016 Budget

Putnam County is  
in Prime Time



With the Golf Course,  
Farmer's Markets, Sports  
Centers, Parades, Concerts,  
Oktoberfest and now our  
own Hockey Team

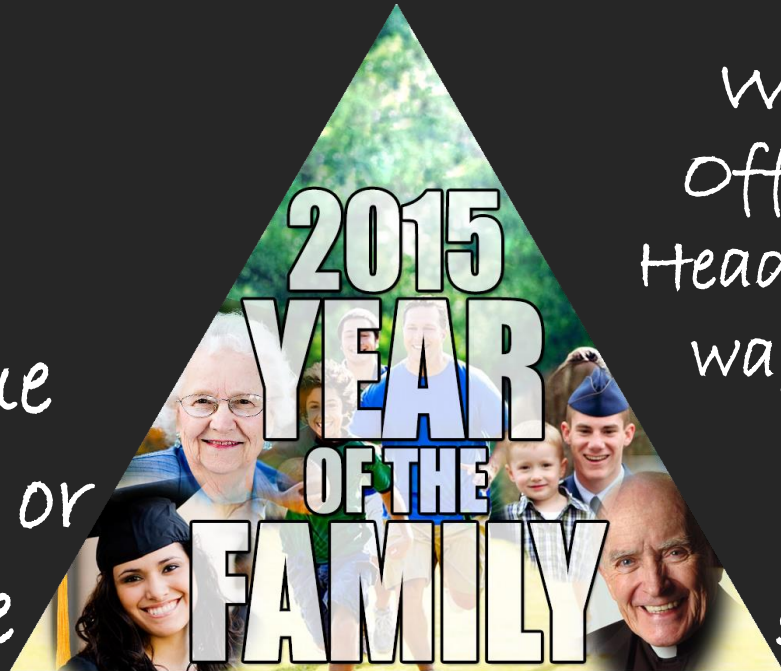




2016 Budget 2016 Budget 2016 Budget 2016 Budget 2016 Budget 2016 Budget

# Department Revenue

Department Revenue generates \$23.44m or 15% of our revenue

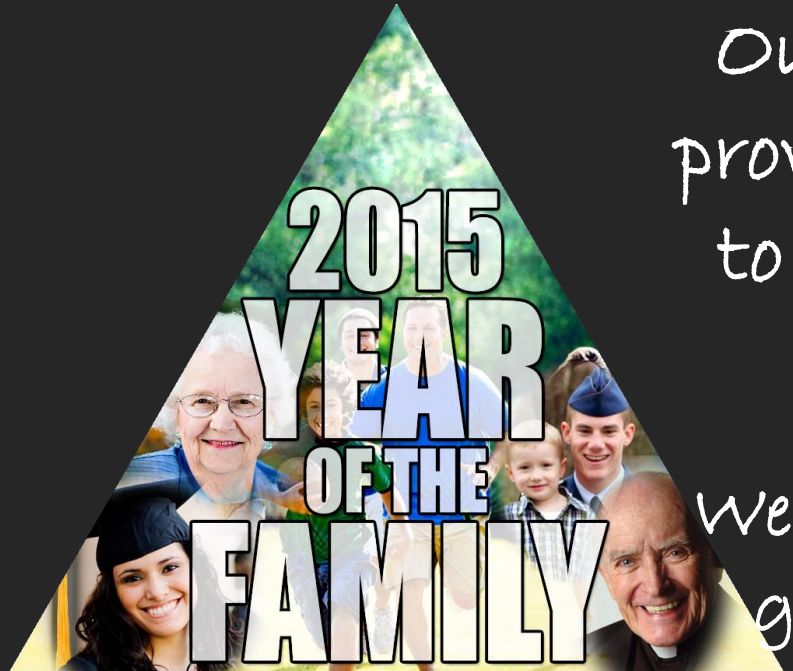


Working with other Elected Officials and our Department Heads we will continue to pursue ways to increase this revenue line which is used to DIRECTLY provide services to our residents



2016 Budget 2016 Budget 2016 Budget 2016 Budget 2016 Budget 2016 Budget

Department  
Revenue  
DMV



Our local DMV not only provides convenient access to our residents but also generates \$1.4m

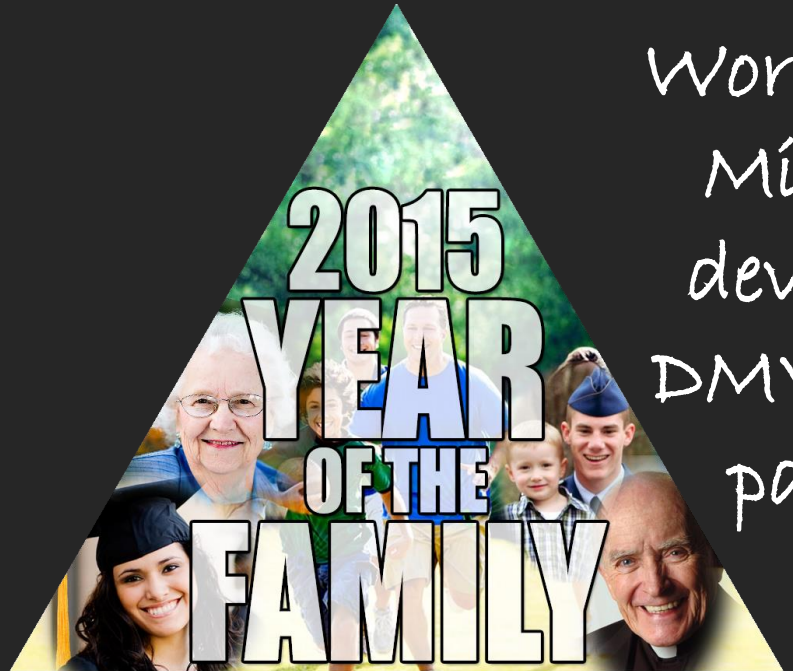
We keep 12.7% of all revenue generated in our office!





2016 Budget 2016 Budget 2016 Budget 2016 Budget 2016 Budget 2016 Budget

Department  
Revenue  
DMV



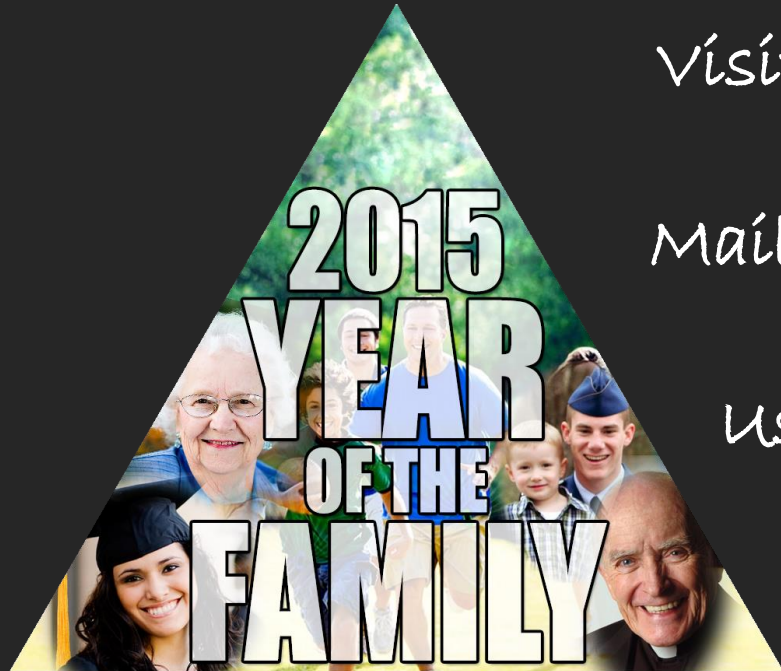
Working with County Clerk Michael Bartolotti, we are developing a plan to bring DMV services to the western part of Putnam County




2016 Budget 2016 Budget 2016 Budget 2016 Budget 2016 Budget 2016 Budget

Department  
Revenue

DMV

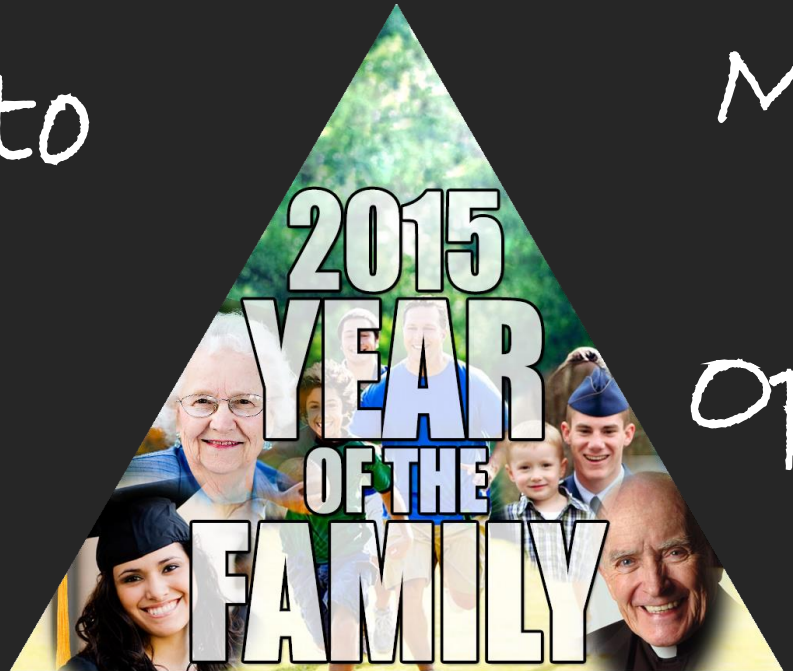


visit our office for quick service  
Or  
mail your renewal directly to us  
Or  
use one of our conveniently  
located drop boxes




2016 Budget 2016 Budget 2016 Budget 2016 Budget 2016 Budget 2016 Budget

Continuing to  
offset our  
expenses

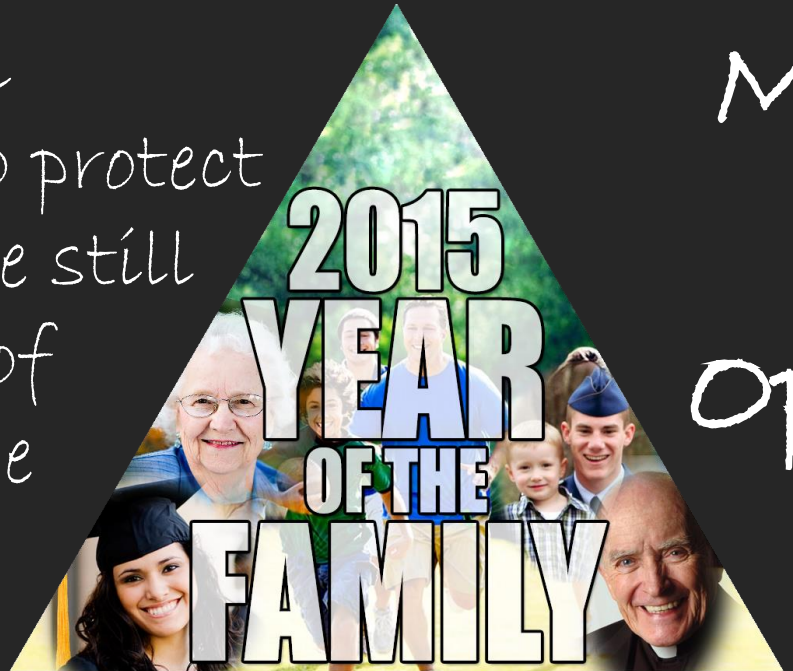


Managing our  
Assets &  
Optimizing our  
Resources



2016 Budget 2016 Budget 2016 Budget 2016 Budget 2016 Budget 2016 Budget

Our administration will continue to seek ways to protect our revenue sources while still providing the residents of Putnam County with the services they need



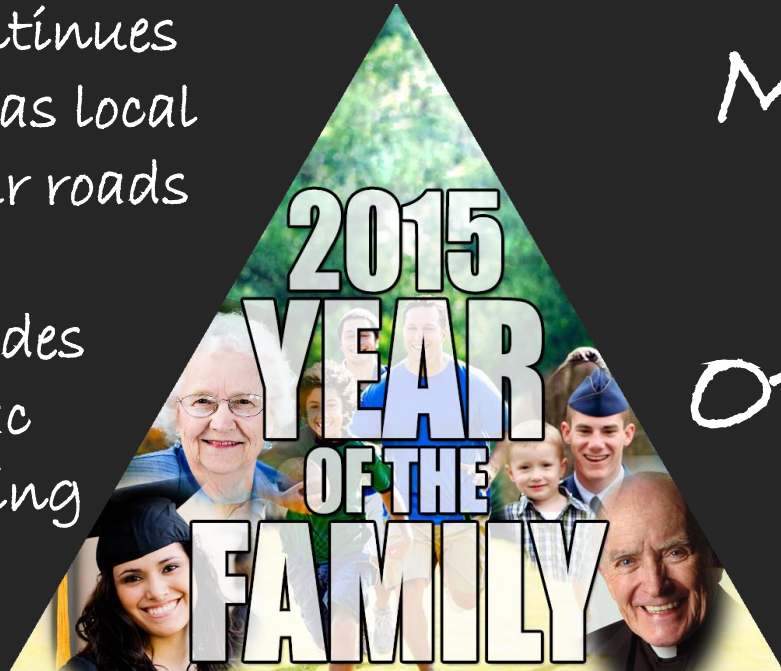
Managing Our Assets & Optimizing Our Resources





2016 Budget 2016 Budget 2016 Budget 2016 Budget 2016 Budget 2016 Budget

- Our Highway Department continues to work with the State as well as local Highway Depts. In keeping our roads safe
- The Sheriff's Office now provides Marine Patrol to Lake Mahopac
- The Office of IT/GIS is assisting the Town of Kent with Email Services



Managing Our  
Assets &  
Optimizing Our  
Resources





Putnam

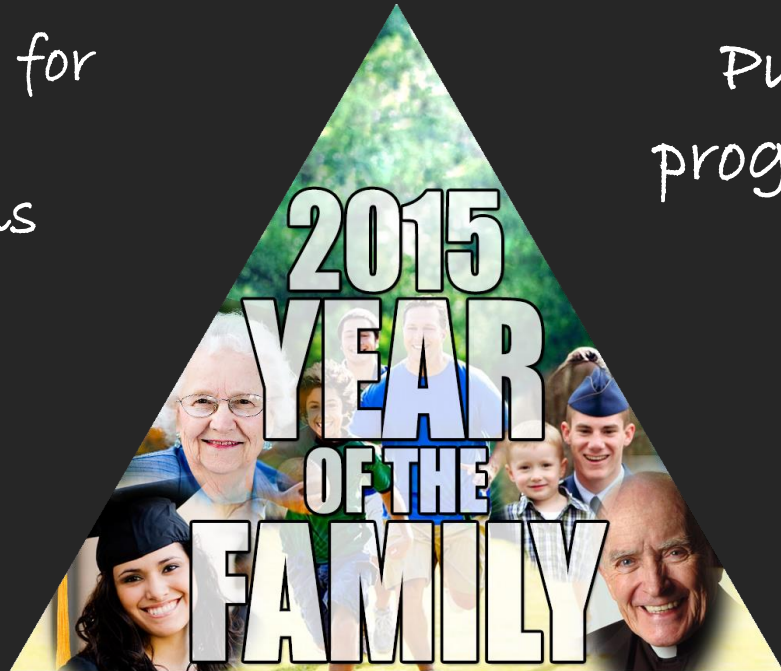


tomorrow

2016 Budget 2016 Budget 2016 Budget 2016 Budget 2016 Budget 2016 Budget

- More than 90 students applied for our program!
- We were able to place 41 interns throughout the County
- 39 Paid and 2 Volunteers
- 29 were new to our program

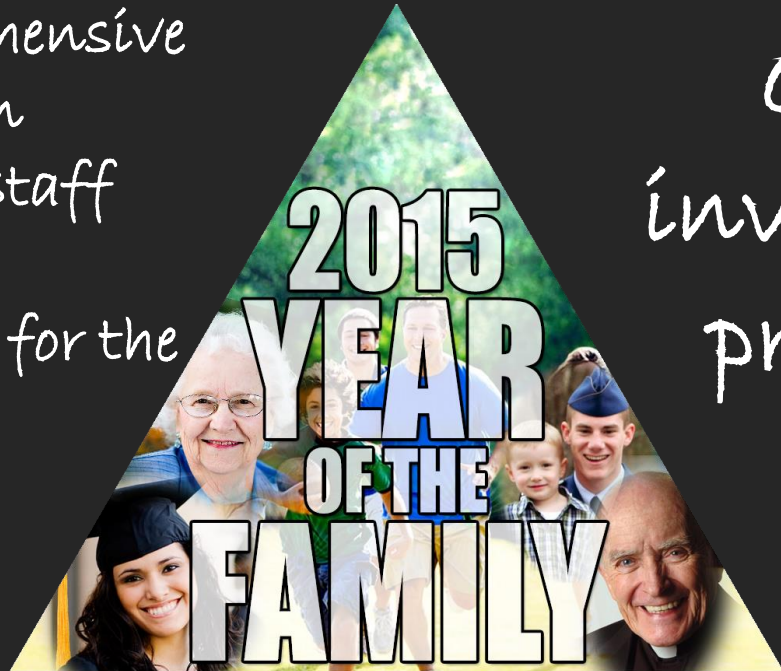
Putnam County's PILOT program continues to produce positive results





2016 Budget 2016 Budget 2016 Budget 2016 Budget 2016 Budget 2016 Budget

- Updated the County's Comprehensive Emergency Management Plan
- Instrumental in getting the Staff Manual online for the CAC
- Created educational handouts for the Health Department
- Helped create new employee presentation for Personnel



Our interns were involved in numerous projects throughout the County

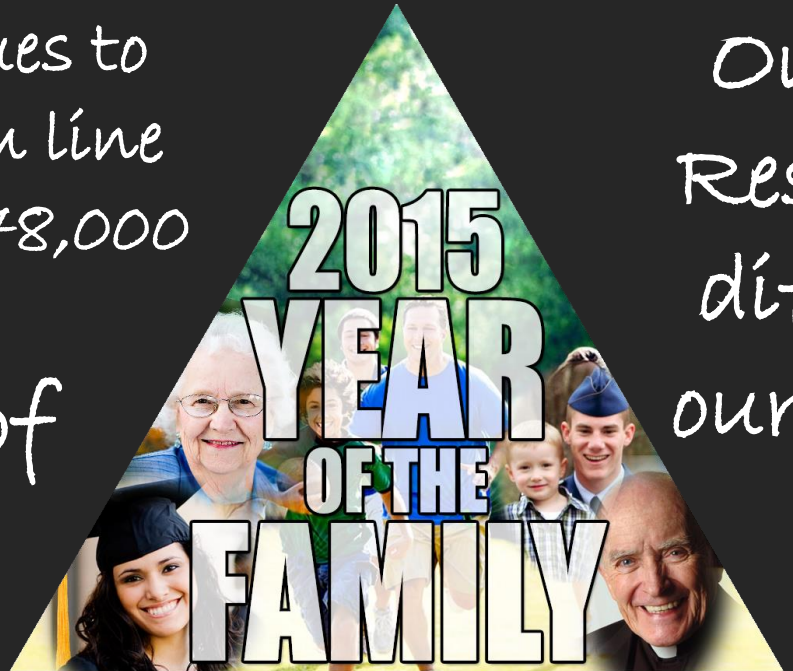




2016 Budget 2016 Budget 2016 Budget 2016 Budget 2016 Budget 2016 Budget

The RSVP program continues to positively impact our bottom line

- 507 retired seniors gave 78,000 hours of service in 2014
- That's a savings of over \$1.7m

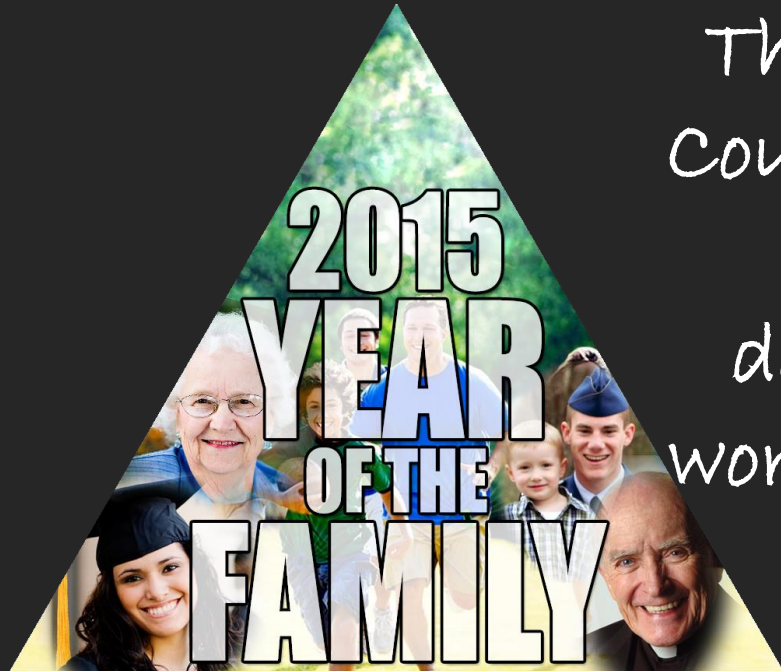


Our Office for Senior Resources makes a real difference in not only our seniors lives, but in all our lives



2016 Budget 2016 Budget 2016 Budget 2016 Budget 2016 Budget 2016 Budget

Putnam  
County  
Golf  
Course



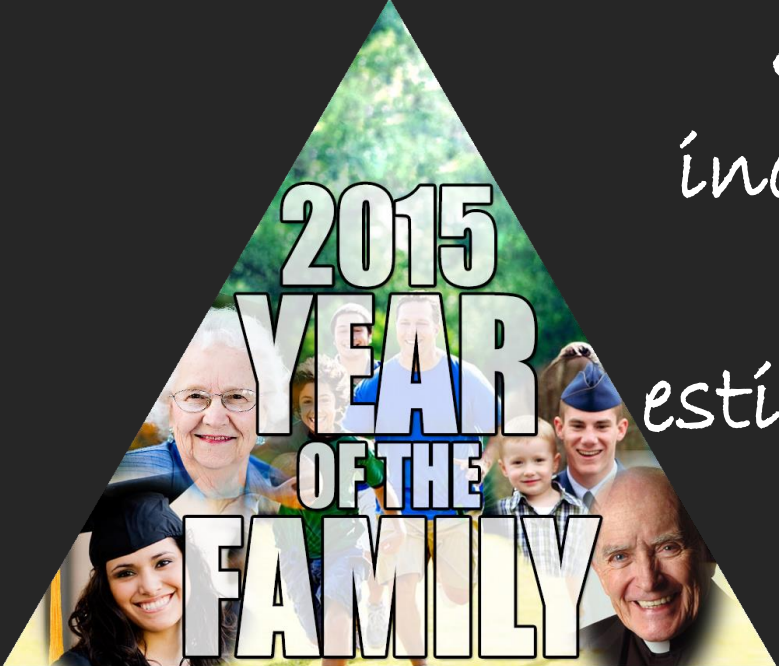
The Putnam County Golf Course continues to hold the reputation as the destination for not only world class golf but also for amazing events





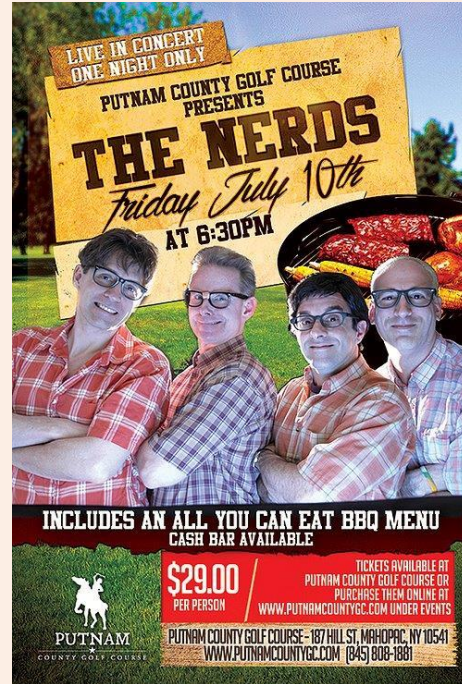
2016 Budget 2016 Budget 2016 Budget 2016 Budget 2016 Budget 2016 Budget

Putnam  
County  
Golf  
Course



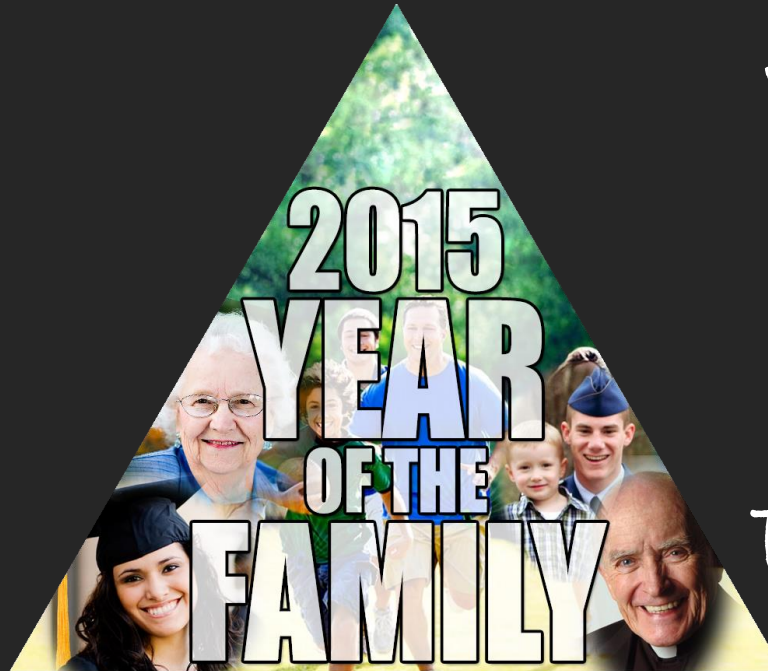
Golf Rounds have  
increased from 30,221  
rds in 2014 to an  
estimated 30,750 rds in  
2015





2016 Budget 2016 Budget 2016 Budget 2016 Budget 2016 Budget 2016 Budget

Putnam  
County  
Golf  
Course



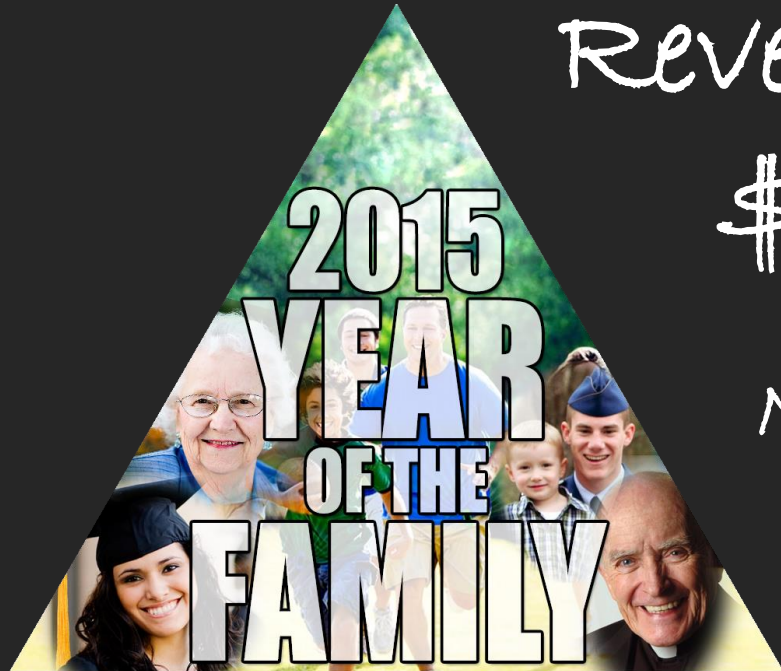
5 Weddings in 2015  
19 Golf Outings  
223 Other Events  
including our now  
famous Friday Night  
BBQ Concert Series





2016 Budget 2016 Budget 2016 Budget 2016 Budget 2016 Budget 2016 Budget

Putnam  
County  
Golf  
Course



Revenue of \$2.27m  
\$363k profit  
Another example of  
Managing our Assets  
and Optimizing our  
Resources



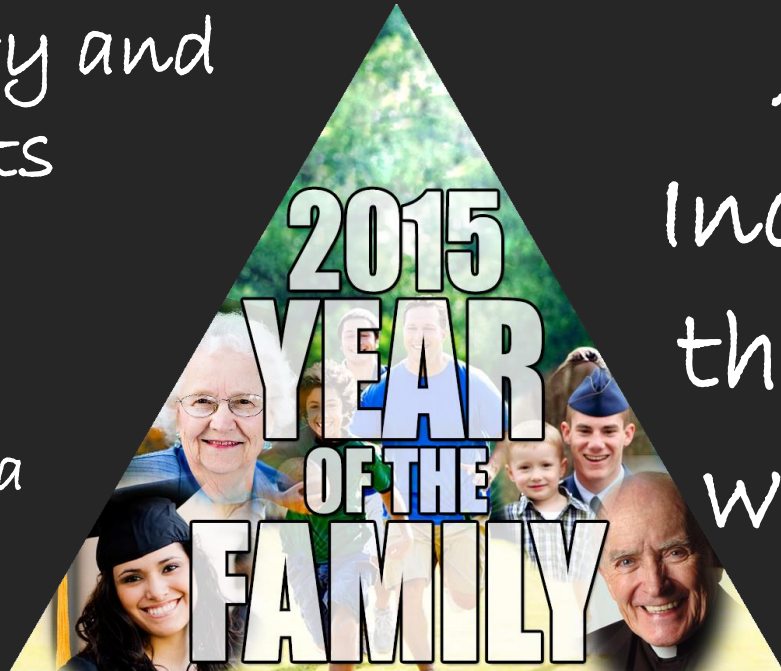
# Alternatives To Incarceration (ATI)



2016 Budget 2016 Budget 2016 Budget 2016 Budget 2016 Budget 2016 Budget

Assists Putnam County and  
Local Not For Profits

- Provided over 4,000 hours of Community Service
- Over 3,000 hours directly to Putnam County resulting in a cost savings of \$54k



Alternatives To  
Incarceration avoids  
the costs associated  
with incarceration



# Summary of 2016 Proposed Budget Challenges

**INCREASE in MANDATES of \$3.5 Million**

**Increasing Pension Costs**

**Increasing Health Insurance Costs**

**Increasing Labor Costs**

**FLAT sales tax revenue**

**Meeting the TAX CAP of 1%**





# Summary of 2016 Proposed Budget

## How Did We Meet The Challenges?

**Consolidation & elimination of vacant positions**

**Voluntary Separation Program**

**Fair increase in Management & Retiree Health Care contributions**

**Sale of surplus property owned by Putnam County**

**Update of user fees to better reflect actual costs**

**Level Outside Agency funding (except Libraries)**



# Summary of 2016 Proposed Budget Accomplishments

Maintaining High Quality Services to Residents  
Lowest Unemployment Rate in the Hudson Valley  
Region at 4.2%

Continues to rank as one of the SAFEST Counties  
in New York State

No Layoffs  
and.....

## This Budget Meets The Tax Cap!



**“We believe this is a firm but fair budget  
which will meet our fiscal and social  
responsibilities to our residents”**

MaryEllen Odell  
*County Executive*  
*Putnam County*



Please remember to leave your comments in our  
“I Participate In Government”  
box at the back of room  
Thank you all for attending.

MaryEllen Odell

*County Executive  
Putnam County*

Bruce J Walker

*Deputy County Executive  
Putnam County*





BOY SCOUTS OF AMERICA®  
WESTCHESTER-PUTNAM COUNCIL

Special Thank You to the  
**BOY SCOUTS OF  
AMERICA**  
Westchester-Putnam Council

**“GOOD SCOUT” AWARD BREAKFAST**

**2015**

*Benefiting the Westchester-Putnam Council, Boy Scouts of America*

“Good Scout” Honoree



Sheriff Donald B. Smith  
*Sheriff*  
Putnam County



“Good Scout” Honoree



Mary Ellen Odell  
*County Executive*  
Putnam County

**Thursday, November 19, 2015, 8:00 am**

**Putnam County Golf Course, 187 Hill Street, Mahopac, NY 10541**

Proceeds support Scouting programs in Putnam County.

Click here to see a  
video of the convoy  
escort of the  
Traveling Wall exhibit



Click here to see a  
video of the 2016  
Traveling Wall exhibit  
at Veterans Memorial  
Park

**WELCOME HOME**